

- OFFICIAL RESULTS -  
PRIMARY/SPECIAL ELECTION - MAY 8, 2001  
FRANKLIN COUNTY, OHIO


ABSTRACT OF VOTES CAST AT THE PRIMARY /SPECIAL ELECTION  
HELD ON TUESDAY, MAY 8, 2001, IN FRANKLIN COUNTY, OHIO

STATE OF OHIO


FRANKLIN COUNTY, SS:

WE DO HEREBY CERTIFY THE FOREGOING RESULTS AS THEY APPEAR BY THE OFFICIAL RETURNS OF THE PRECINCTS IN FRANKLIN COUNTY, STATE OF OHIO, DULY RETURNED TO, FILED, OPENED, CANVASSED, AND NOW ON FILE IN THE OFFICE OF THE FRANKLIN COUNTY BOARD OF ELECTIONS, CITY OF COLUMBUS, FRANKLIN COUNTY, STATE OF OHIO, OF THE PRIMARY/SPECIAL ELECTION HELD ON TUESDAY, MAY 8, 2001.

WITNESS OUR OFFICIAL SIGNATURES MADE IN THE OFFICE OF THE FRANKLIN COUNTY BOARD OF ELECTIONS, CITY OF COLUMBUS, FRANKLIN COUNTY, STATE OF OHIO, THIS 24<sup>th</sup> DAY OF MAY, 2001 A.D.



DENNIS L. WHITE, CHAIRMAN




WILLIAM A. ANTHONY, JR.

KEITH MCNAMARA



CAROLYN C. PETREE

ATTEST:



GUY L. REECE, II, DIRECTOR

Primary/Special Election - May 8, 2001  
 Official Election Results

Public Count: 56407

**\*\* OFFICES \*\***

<b>COLUMBUS MEMBER OF COUNCIL</b>		
	<b>Pages: 1 - 20</b>	
KEVIN L. BOYCE	17,127	16.84%
SALLIE GIBSON	10,908	10.72%
ANNIE HALL	15,577	15.31%
STU HARRIS	10,943	10.76%
JOHN MCGOVERN	2,992	2.94%
MIKE MITCHELL	5,286	5.20%
MARYELLEN O'SHAUGHNESSY	19,513	19.18%
GREG RICHEY	2,280	2.24%
RICHARD W. SENSENBRENNER	17,088	16.80%
<b>WHITEHALL MEMBER OF COUNCIL WARD 3</b>		
	<b>Pages: 1 - 20</b>	
LEO KNOBLAUCH	125	45.13%
TOM POTTER	106	38.27%
LAURA G. ZARLINO	46	16.61%
<b>REYNOLDSBURG MEMBER OF COUNCIL-AT- LARG</b>		
	<b>Pages: 1 - 20</b>	
PRESTON STEARNS (DEM)	301	100.00%
<b>HILLIARD MEMBER OF COUNCIL (Full Term).r</b>		
	<b>Pages: 21 - 23</b>	
SUSAN BOGAN (REP)	1,177	16.10%
TERRI BOTSKO (REP)	794	10.86%
MIKE COPE (REP)	1,258	17.21%
ED GOVEKAR (REP)	701	9.59%
KIRK HERATH (REP)	1,206	16.50%
MELISSA LOVE-THOMPSON (REP)	824	11.27%
J. WILLIAM UTTLEY, III (REP)	1,349	18.46%
<b>HILLIARD MEMBER OF COUNCIL (UTE1-5-04).r</b>		
	<b>Pages: 21 - 23</b>	
ROBERT C. BEISEL (REP)	685	34.70%
DON SCHONHARDT (REP)	1,289	65.30%
<b>REYNOLDSBURG CITY AUDITOR.r</b>		
	<b>Pages: 21 - 23</b>	
RICHARD E. HARRIS (REP)	676	42.76%
HOWARD WHITNEY (REP)	905	57.24%
<b>REYNOLDSBURG MEMBER OF COUNCIL-AT- LARG</b>		
	<b>Pages: 21 - 23</b>	
LANE J. BEOUGHER (REP)	916	24.58%
WILLIAM L. HILLS (REP)	925	24.82%
RONALD A. LOWIS (REP)	854	22.91%

RON STAKE (REP) 1,032 27.69%

**\*\* QUESTIONS AND ISSUES \*\***

<b>VILLAGE OF RIVERLEA PROP TAX LEVY (REN) (ISS</b>		
	<b>Pages: 24 - 31</b>	
FOR	141	73.82%
AGAINST	50	26.18%
<b>VILLAGE OF VALLEYVIEW PROP TAX LEVY (REP)(</b>		
	<b>Pages: 24 - 31</b>	
FOR	127	53.59%
AGAINST	110	46.41%
<b>HAMILTON TWP PROP TAX LEVY (REP&amp;INC) (ISSU</b>		
	<b>Pages: 24 - 31</b>	
FOR	408	54.91%
AGAINST	335	45.09%
<b>CANAL WINCHESTER LSD PROP TAX LEVY (ISSUE</b>		
	<b>Pages: 24 - 31</b>	
FOR	1,104	38.60%
AGAINST	1,756	61.40%
<b>PLAIN LSD PROP BOND ISSUE (ISSUE#10)</b>		
	<b>Pages: 24 - 31</b>	
FOR	974	48.85%
AGAINST	1,020	51.15%
<b>WESTERVILLE CSD PROP TAX LEVY (REP) (ISSU</b>		
	<b>Pages: 24 - 31</b>	
FOR	4,374	56.01%
AGAINST	3,436	43.99%
<b>WORTHINGTON CSD PROP TAX LEVY (ISSUE#12)</b>		
	<b>Pages: 24 - 31</b>	
FOR	6,882	53.58%
AGAINST	5,963	46.42%
<b>LOCAL OPTION COLUMBUS 2-C (ISSUE #1b)</b>		
	<b>Pages: 24 - 31</b>	
YES	97	71.85%
NO	38	28.15%
<b>LOCAL OPTION COLUMBUS 45-C (ISSUE #2b)</b>		
	<b>Pages: 32 - 34</b>	
YES	26	37.68%
NO	43	62.32%
<b>LOCAL OPTION COLUMBUS 50-D (ISSUE #3A)</b>		
	<b>Pages: 32 - 34</b>	
YES	34	61.82%
NO	21	38.18%

Primary/Special Election-May 8, 2001  
 Official Election Results

Public Count: 56407

<b>LOCAL OPTION COLUMBUS 50-D (ISSUE #3b)</b> Pages: 32 - 34		
YES	28	52.83%
NO	25	47.17%
<b>LOCAL OPTION COLUMBUS 55-C (ISSUE #4A)</b> Pages: 32 - 34		
YES	29	23.77%
NO	93	76.23%
<b>DELAWARE JT VOC SCH DIST PROP TAX LEVY</b> Pages: 32 - 34		
FOR	4	100.00%
AGAINST	0	0.00%
<b>OLENTANGY LSD PROP BOND ISSUE</b> Pages: 32 - 34		
FOR	4	100.00%
AGAINST	0	0.00%
<b>LICKING CO JT VOC SCH DIST PROP BOND ISSUE</b> Pages: 32 - 34		
FOR	18	28.13%
AGAINST	46	71.88%
<b>** TOTALS AVAIL. - MOST POP. COUNTY **</b>		
<b>DELAWARE COUNTY - COLS COUNCIL</b> Pages: 1 - 20		
KEVIN L. BOYCE	42	12.32%
SALLIE GIBSON	23	6.74%
ANNIE HALL	67	19.65%
STU HARRIS	21	6.16%
JOHN MCGOVERN	20	5.87%
MIKE MITCHELL	14	4.11%
MARYELLEN O'SHAUGHNESSY	79	23.17%
GREG RICHEY	16	4.69%
RICHARD W. SENSENBRENNER	59	17.30%
<b>DELAWARE COUNTY - #11 WEST'V SD TX</b> Pages: 24 - 31		
FOR	994	57.69%
AGAINST	729	42.31%
<b>FAIRFIELD COUNTY - COLS COUNCIL</b> Pages: 1 - 20		
KEVIN L. BOYCE	30	21.74%
SALLIE GIBSON	17	12.32%
ANNIE HALL	14	10.14%

STU HARRIS	8	5.80%
JOHN MCGOVERN	9	6.52%
MIKE MITCHELL	6	4.35%
MARYELLEN O'SHAUGHNESSY	27	19.57%
GREG RICHEY	4	2.90%
RICHARD W. SENSENBRENNER	23	16.67%
<b>FAIRFIELD COUNTY - REY AUDITOR.r</b> Pages: 21 - 23		
RICHARD E. HARRIS (REP)	1	20.00%
HOWARD WHITNEY (REP)	4	80.00%
<b>FAIRFIELD COUNTY - REY COUN-AT-LG.d</b> Pages: 1 - 20		
PRESTON STEARNS (DEM)	0	0.00%
<b>FAIRFIELD COUNTY - REY COUN-AT-LG.r</b> Pages: 21 - 23		
LANE J. BEOUGHER (REP)	3	25.00%
WILLIAM L. HILLS (REP)	3	25.00%
RONALD A. LOWIS (REP)	2	16.67%
RON STAKE (REP)	4	33.33%
<b>FAIRFIELD COUNTY - #09 C WIN SD TX</b> Pages: 24 - 31		
FOR	308	33.44%
AGAINST	613	66.56%
<b>LICKING COUNTY - REY AUDITOR.r</b> Pages: 21 - 23		
RICHARD E. HARRIS (REP)	113	39.37%
HOWARD WHITNEY (REP)	174	60.63%
<b>LICKING COUNTY - REY COUN-AT-LG.d</b> Pages: 1 - 20		
PRESTON STEARNS (DEM)	50	100.00%
<b>LICKING COUNTY - REY COUN-AT-LG.r</b> Pages: 21 - 23		
LANE J. BEOUGHER (REP)	178	26.14%
WILLIAM L. HILLS (REP)	173	25.40%
RONALD A. LOWIS (REP)	156	22.91%
RON STAKE (REP)	174	25.55%
<b>LICKING COUNTY - #10 PLAIN SD BND</b> Pages: 24 - 31		
FOR	1	50.00%
AGAINST	1	50.00%

Primary/Special Election-May 8, 2001  
 Official Election Results  
 Offices

COLUMBUS MEMBER OF COUNCIL

WHITEHALL MEMBER OF  
 COUNCIL WARD 3

REYNOLDSBURG  
 MEMBER OF  
 COUNCIL-AT-  
 LARGE,d

		Vote For 3										Vote For 1					Vote For 3 (DEM)		Precinct Public Count							
		K E V I N L	B O Y C O N E	S A I L S I O N	G I B B L I O N	A N N L E	H N L L	S T U R I S	H A R R I S	J O H N N	M C G O V E R N	M I K E H E L L	M I T C H E L L	M O R Y E A L L E H N E	O S H A R N E	G R I C E Y	R I C H A R D W E N	S E N S I B L E		L E O O B L A U C H	T O M M O T E R	L A U R A I N O	Z A R L I N O	P R E S A R T O N S	S A T T R O N S	
COLS 01	-A	31	8	16	12	6	8	37	5	34																55
	-B	14	20	29	15	3	11	22	1	21																47
	-C	37	25	39	34	7	18	40	5	32																83
		82	53	84	61	16	37	99	11	87																185
COLS 02	-A	23	11	18	8	4	7	30	0	28																44
	-B	30	12	20	9	8	10	36	1	37																59
	-C	65	16	35	21	15	23	78	11	79																124
	-D	39	20	32	27	5	11	37	4	38																74
	-E	38	22	26	20	8	9	36	8	38																73
	-F	48	12	26	20	7	10	50	4	49																83
		243	93	157	105	47	70	267	28	269																457
COLS 03	-A	47	3	2	3	3	5	42	2	40																51
	-B	58	8	12	5	1	17	56	2	51																73
	-C	50	18	25	9	4	9	46	2	39																71
	-D	43	13	22	17	9	14	44	7	35																71
		198	42	61	34	17	45	188	13	165																266
COLS 04	-A	48	10	13	5	3	18	47	1	33																61
	-B	49	11	14	9	3	13	53	2	41																66
	-C	21	3	6	1	2	13	21	2	14																29
	-D	47	3	7	3	2	16	39	3	31																54
		165	27	40	18	10	60	160	8	119																210
COLS 05	-A	76	9	6	0	2	27	58	1	49																81
	-B	62	10	4	1	3	24	47	4	40																68
	-C	91	13	7	0	5	26	76	6	65																99
	-D	25	4	5	3	1	13	19	1	15																31
		254	36	22	4	11	90	200	12	169																279
COLS 06	-A	68	10	13	12	4	16	59	2	59																83
	-B	133	8	11	0	4	45	93	2	94																140
	-C	82	15	11	7	1	29	58	3	52																94
	-D	87	17	9	7	2	35	59	3	55																100
	-E	73	8	7	2	1	35	46	6	42																84
	-F	122	13	5	3	3	36	89	5	76																131
		565	71	56	31	15	196	404	21	378																632

Primary/Special Election-May 8, 2001  
 Official Election Results  
 Offices

COLUMBUS MEMBER OF COUNCIL

WHITEHALL MEMBER OF  
 COUNCIL WARD 3

REYNOLDSBURG  
 MEMBER OF  
 COUNCIL-AT-  
 LARGE,d

Vote For 3

Vote For 1

Vote For 3

(DEM)

K E V I N L	B O Y C I N E	S A I L S I O E N	G A I N L L E	H A N N I L	S T U R R I S	J O H N S O N	M C G O V E R N	M I T C H E L L	M O R R I S H A L L E N	G R I C E Y	R I C H S E N A R N D B R W E N	L E N O B L A U C H	T O M M O T T E R	L Z A A R L A I N G O	P S R T E E S A T R O N S
-------------	---------------	-------------------	---------------	-------------	---------------	---------------	-----------------	-----------------	-------------------------	-------------	---------------------------------	---------------------	-------------------	-----------------------	---------------------------

																Precinct Public Count
COLS 07	-A	41	8	5	1	1	21	27	1	25						51
	-B	99	11	20	4	4	47	78	4	69						119
	-C	51	6	10	3	0	14	41	4	33						58
	-D	61	14	4	2	1	25	42	3	35						70
	-E	85	8	15	3	11	44	67	5	67						109
		337	47	54	13	17	151	255	17	229						407
COLS 08	-A	26	10	11	4	4	6	29	3	24						40
	-B	75	21	34	24	30	20	105	16	88						146
	-C	19	16	25	18	8	3	24	5	26						51
	-D	33	16	18	14	3	3	38	7	31						63
		153	63	88	60	45	32	196	31	169						300
COLS 09	-A	26	3	11	5	8	10	29	2	26						42
	-B	23	18	18	17	5	6	22	4	18						46
		49	21	29	22	13	16	51	6	44						88
COLS 10	-A	7	8	12	4	6	3	8	4	8						21
	-B	3	2	1	4	3	2	2	3	2						8
	-C	35	8	12	10	2	7	27	2	29						47
	-D	21	4	5	3	1	6	24	1	18						29
	-E	7	12	18	11	6	6	13	3	5						28
	-F	18	11	22	8	3	9	20	4	22						42
	-G	25	22	21	18	5	10	24	5	20						53
	-H	4	4	8	6	0	3	14	0	13						21
	-I	6	5	5	7	2	3	5	2	6						15
	-J	3	10	12	9	2	3	6	2	4						18
	-K	11	10	18	12	2	5	13	4	7						31
	-L	7	15	20	13	4	3	14	6	9						31
	-M	15	16	25	19	6	7	16	3	15						42
	-N	5	6	6	5	0	3	3	2	3						13
	-O	19	14	25	11	3	4	23	6	20						45
	-P	8	13	21	16	2	2	6	4	6						28
	-Q	5	6	8	2	1	1	4	0	2						10
	-R	7	17	21	11	2	0	9	1	5						26
	-S	2	1	0	0	0	0	1	0	2						2
	-T	5	9	14	9	1	3	9	0	5						20
	-U	10	20	23	22	3	1	15	3	11						41
		230	213	297	200	54	81	256	55	212						571

Primary/Special Election-May 8, 2001  
 Official Election Results  
 Offices

COLUMBUS MEMBER OF COUNCIL

WHITEHALL MEMBER OF  
 COUNCIL WARD 3

REYNOLDSBURG  
 MEMBER OF  
 COUNCIL-AT-  
 LARGE,d

Vote For 3

Vote For 1

Vote For 3

(DEM)

K E V I N L	B O Y C O N E	S G A I L B S I O N E	G A I N L L E	A H N L L E	S H A R R I S	J O H N N	M C G O V E R N	M I T C H E L L	M O A R Y H E A L T H E N N E	G R I C E G Y	R I C H A R D W E N	S E N S A R E N D B R E N	L E O N O B L A U C H	T O M O T T E R	L A U R A I N G O	P R E S A R T O N S
----------------------------	---------------------------------	---	---------------------------------	----------------------------	---------------------------------	-----------------------	--------------------------------------	--------------------------------------	---	---------------------------------	--	---	---	--------------------------------------	---	--

																	Precinct Public Count
COLS 11	-A	10	8	4	9	2	4	13	1	10							22
	-B	29	16	16	14	2	7	25	5	27							51
	-C	32	26	41	32	7	17	42	7	57							91
	-D	21	14	24	15	1	4	28	5	24							47
	-E	26	36	55	38	4	11	48	3	48							92
		118	100	140	108	16	43	156	21	166							303
COLS 12	-A	18	4	8	4	3	10	19	4	14							30
	-B	27	7	10	6	2	11	25	4	16							40
	-C	12	3	6	5	2	1	16	2	13							22
	-D	30	19	17	10	12	12	39	11	37							64
			87	33	41	25	19	34	99	21	80						
COLS 13	-A	9	0	2	2	2	4	10	1	9							13
	-B	50	5	8	2	0	15	44	3	37							59
	-C	20	3	5	2	1	5	18	0	14							25
	-D	71	12	16	2	4	12	50	1	45							78
			150	20	31	8	7	36	122	5	105						
COLS 14	-A	62	40	57	40	9	13	91	8	82							139
	-B	25	12	12	12	5	4	31	6	25							46
	-C	57	13	20	16	6	7	66	2	55							88
	-D	12	5	8	6	1	8	21	2	15							27
			156	70	97	74	21	32	209	18	177						
COLS 15	-A	8	4	5	6	4	5	9	5	9							19
	-B	41	28	41	30	4	7	44	7	46							89
			49	32	46	36	8	12	53	12	55						108
COLS 16	-A	17	6	8	5	11	7	15	13	14							34
	-B	21	12	11	9	13	8	23	13	24							46
	-C	12	11	15	8	7	10	13	8	13							35
	-D	7	4	6	1	4	3	10	2	7							16
	-E	12	5	6	3	5	6	10	4	14							26
		69	38	46	26	40	34	71	40	72							157
COLS 17	-A	26	2	5	3	3	5	23	2	18							32
	-B	64	8	11	5	4	23	59	5	44							80
	-C	72	8	6	2	4	19	53	3	48							77
	-D	85	8	6	1	1	26	68	3	57							90
	-E	47	8	9	5	2	18	38	3	32							55
		294	34	37	16	14	91	241	16	199							334

Primary/Special Election-May 8, 2001  
 Official Election Results  
 Offices

COLUMBUS MEMBER OF COUNCIL

WHITEHALL MEMBER OF  
 COUNCIL WARD 3

REYNOLDSBURG  
 MEMBER OF  
 COUNCIL-AT-  
 LARGE,d

	Vote For 3										Vote For 1										Vote For 3 (DEM)	Precinct Public Count			
	K E V I N L	B O Y C N E	S A L L I O N	G A I B S I O N	A N N I L E	H A N L I L	S T U R R I S	H A R R I S	J O H N N E R N	M C G O V E R N	M I K E C H E L L	M I T C H E L L	M O A R R Y H E L E N E	O ' R S H E A L U G H N E	G R E G G H E Y	R I C H A R D W E N	S E C H S A E R N D B R E N	L E O O B L A U C H	T O M M T E R	P O T T E R	L A U R A I N G O		Z A U R L A I N G O	P S E E S A T R O N S	
COLS 18	-A	31	9	20	10	19	17	45	21	31															73
	-B	42	15	21	21	17	11	56	5	45															84
	-C	33	10	12	6	11	6	32	10	25															49
	-D	37	21	29	29	17	15	48	13	43															88
	-E	49	22	27	27	13	13	54	8	46															91
	-F	33	10	19	17	28	18	30	25	25															73
		225	87	128	110	105	80	265	82	215															458
COLS 19	-A	41	33	50	61	7	12	50	3	56															112
	-B	52	30	34	46	12	16	56	9	54															106
	-C	73	31	38	74	13	14	79	11	70															145
	-D	50	49	57	71	5	17	51	11	61															129
	-E	37	18	25	34	9	9	45	3	42															79
	-F	70	23	31	31	17	17	78	17	63															123
	-G	55	45	63	70	8	11	57	4	62															128
	-H	65	24	36	41	11	14	73	14	64															119
		443	253	334	428	82	110	489	72	472															941
COLS 20	-A	67	40	49	58	15	13	84	7	84															147
	-B	36	9	21	23	16	17	44	14	34															76
	-C	54	28	42	45	15	18	59	9	55															112
		157	77	112	126	46	48	187	30	173															335
COLS 21	-A	38	27	39	42	10	13	54	4	53															98
	-B	52	38	53	46	13	15	53	12	53															115
	-C	40	42	56	48	14	16	50	9	48															112
	-D	28	13	18	13	3	9	27	1	23															46
	-E	52	38	59	65	4	12	76	8	83															136
	-F	32	43	55	55	7	5	39	4	40															96
		242	201	280	269	51	70	299	38	300															603
COLS 22	-A	50	60	80	83	8	12	59	3	71															150
	-B	28	31	39	39	9	15	40	5	37															83
	-C	25	29	43	44	6	9	35	3	38															80
	-D	20	41	60	53	4	11	33	5	32															88
	-E	25	21	35	29	6	5	26	6	37															65
	-F	28	32	45	34	6	10	37	8	38															81
	-G	46	39	64	51	10	9	68	5	61															127
	-H	19	32	46	46	6	5	37	5	30															78
		241	285	412	379	55	76	335	40	344															752

Primary/Special Election-May 8, 2001  
 Official Election Results  
 Offices

COLUMBUS MEMBER OF COUNCIL

WHITEHALL MEMBER OF  
 COUNCIL WARD 3

REYNOLDSBURG  
 MEMBER OF  
 COUNCIL-AT-  
 LARGE,d

Vote For 3

Vote For 1

Vote For 3

(DEM)

K E V I N L	B O Y C N E	S A L L I O N E N	G A I B L S I O N E	A N N I L E	H N L L	S T U R R I S	H A R R I S	J O H N N V E R N	M O G O V E R N	M I K E H E L L	M I T C H E L L	O A R S Y E A L L E H N N E	R I C H E Y	R I C H A E R N D B R W E N	S C H E N E	L E O O B L A U C H	T O M M T E R	P O T T E R	L A U R A I N G O	Z A R L A I N G O	P A R T E E S A T R O N S
----------------------------	----------------------------	---	--	----------------------------	------------------	---------------------------------	----------------------------	---	--------------------------------------	--------------------------------------	--------------------------------------	--	----------------------------	--	----------------------------	--	---------------------------------	----------------------------	---	---	---

																						Precinct Public Count
COLS 23	-A	30	12	19	8	5	8	33	1	34												52
	-B	34	10	23	19	12	17	33	8	28												65
	-C	44	15	16	13	4	6	43	3	35												61
	-D	26	14	21	10	5	8	31	4	33												52
			134	51	79	50	26	39	140	16	130											
COLS 24	-A	26	5	14	3	7	12	28	11	36												49
	-B	20	9	15	10	5	4	26	2	25												40
	-C	27	13	28	19	7	12	36	4	32												62
	-D	45	10	11	8	2	10	33	2	31												56
	-E	21	16	25	14	5	9	29	2	31												54
		139	53	93	54	26	47	152	21	155												261
COLS 25	-A	77	9	19	5	2	18	65	1	52												89
	-B	38	6	17	12	7	18	37	4	28												59
	-C	57	4	5	1	1	13	48	4	45												65
	-D	90	8	5	0	0	22	78	3	63												97
	-E	81	6	6	4	2	22	67	7	50												88
	-F	51	17	9	8	2	14	45	2	35												65
	-G	100	6	14	4	0	15	82	5	77												107
		494	56	75	34	14	122	422	26	350												570
COLS 26	-A	32	4	6	3	2	7	20	1	21												35
	-B	5	0	0	0	0	1	6	2	4												6
	-C	29	6	8	3	2	14	20	4	17												39
	-D	53	15	16	12	6	27	38	2	44												79
	-E	24	7	6	5	2	6	20	0	18												32
		143	32	36	23	12	55	104	9	104												191
COLS 27	-A	37	15	20	12	6	14	41	6	30												66
	-B	22	8	6	7	1	3	20	3	16												30
	-C	46	24	31	28	9	6	52	5	49												87
	-D	44	23	34	22	2	12	40	1	35												75
	-E	39	16	26	16	3	14	33	4	34												65
	-F	68	35	47	34	4	8	83	8	73												
		256	121	164	119	25	57	269	27	237												451



Primary/Special Election-May 8, 2001  
 Official Election Results  
 Offices

COLUMBUS MEMBER OF COUNCIL

WHITEHALL MEMBER OF  
 COUNCIL WARD 3

REYNOLDSBURG  
 MEMBER OF  
 COUNCIL-AT-  
 LARGE,d

	Vote For 3										Vote For 1			Vote For 3 (DEM)		Precinct Public Count						
	K E V I N L	B O Y C E	S A I L S I O E N	G A I B L O E N	A N N I L E	H A N L L	S T U R R I S	H A R R I S	J O H N N V E R N	M C G O V E R N	M I K E C H E L L	M I C H A E L L E N E	O R S H E A L L G H N E	G R E E C H E Y	R I C H A E L D W E N		S E C H A E R N D B R E N	L E O O B L A U C H	T O M M E R	L A U R E N C E	P A R L A I M E N T	P R E S E N T A T I O N S
COLS 28	-A	74	14	16	6	4	25	61	2	46												90
	-B	80	29	11	5	3	21	66	4	47												95
	-C	90	21	13	6	7	37	76	1	68												113
	-D	57	33	43	32	5	16	54	2	54												105
	-E	174	58	20	9	1	42	127	2	112												197
	-F	105	24	33	21	3	27	94	3	95												141
	-G	55	26	13	10	1	10	40	0	31												68
		635	205	149	89	24	178	518	14	453												809
COLS 29	-A	12	13	17	11	4	14	10	6	11												36
	-B	26	5	9	6	2	7	19	4	20												34
	-C	19	12	15	12	2	5	19	4	19												37
	-D	20	12	21	16	5	5	30	1	29												47
		77	42	62	45	13	31	78	15	79												154
COLS 30	-A	35	31	43	38	2	11	35	8	33												80
	-B	7	11	16	12	5	8	11	3	8												28
	-C	17	13	31	20	7	12	25	6	29												57
	-D	27	34	45	43	2	3	31	2	35												76
	-E	18	23	29	23	4	7	29	3	29												58
	-F	9	20	32	26	2	2	15	2	18												44
		113	132	196	162	22	43	146	24	152												343
COLS 31	-A	71	9	8	2	0	20	54	5	60												79
	-B	19	9	14	12	1	4	22	2	26												37
	-C	9	5	11	4	3	5	12	2	12												23
	-D	24	5	5	6	1	5	21	0	19												31
	-E	18	9	10	12	4	5	20	0	21												34
		141	37	48	36	9	39	129	9	138												204
COLS 32	-A	28	32	43	36	11	11	42	13	45												90
	-B	36	31	39	28	9	9	44	1	50												87
	-C	19	7	11	12	0	6	23	3	20												34
	-D	39	17	21	20	9	7	43	8	44												71
		122	87	114	96	29	33	152	25	159												282

Primary/Special Election-May 8, 2001  
 Official Election Results  
 Offices

COLUMBUS MEMBER OF COUNCIL

WHITEHALL MEMBER OF  
 COUNCIL WARD 3

REYNOLDSBURG  
 MEMBER OF  
 COUNCIL-AT-  
 LARGE,d

Vote For 3

Vote For 1

Vote For 3

(DEM)

K E V I N L	B Y C N E	S A I L S I O N	G A I B L S I O N	A N N A L E	H A N N A L E	S T U R I S	H A R R I S	J H O N N O V E R N	M O C K E R E L L	M I C H E L L	M A R Y E L E H N E	O A R S H E A L U G H N E	G R E G G H E Y	R I C H A R D W E N	S E N S A R E N D B R E N	L E O B L A U C H	K N O B L A U C H	T O M M O T T E R	L A U R A I N O	Z A R L I N O	P R E S A R T O N S	S A R T O N S
----------------------------	-----------------------	--------------------------------------	---	----------------------------	---------------------------------	----------------------------	----------------------------	--	---	---------------------------------	--	---	--------------------------------------	--	---	---	---	---	--------------------------------------	---------------------------------	--	---------------------------------

																							Precinct Public Count
COLS 33	-A	19	15	13	13	6	6	21	6	18													41
	-B	16	12	20	14	5	7	20	3	19													42
	-C	19	15	17	13	5	4	15	1	18													38
	-D	21	18	24	20	5	11	27	4	26													54
	-E	23	6	6	6	3	4	28	3	25													36
	-F	11	8	13	9	4	3	14	5	14													27
	-G	28	29	34	24	7	9	31	5	27													66
	-H	20	5	11	5	4	4	28	5	26													39
		157	108	138	104	39	48	184	32	173													343
COLS 34	-A	70	36	40	27	2	25	53	1	56													111
	-B	27	27	37	27	2	9	21	1	25													63
	-C	31	6	11	6	1	10	19	1	22													39
	-D	33	26	41	24	2	12	35	3	41													79
	-E	29	18	25	21	4	16	25	1	17													55
	-F	45	14	21	15	7	21	50	5	36													75
		235	127	175	120	18	93	203	12	197													422
COLS 35	-A	63	7	5	3	2	19	56	3	49													71
	-B	105	12	8	3	0	22	78	2	82													112
	-C	130	12	12	6	2	28	98	2	92													139
	-D	87	10	12	8	1	15	77	1	75													101
		385	41	37	20	5	84	309	8	298													423
COLS 36	-A	26	22	34	25	3	12	41	3	40													72
	-B	14	10	16	13	2	5	14	3	12													32
	-C	3	0	4	2	1	1	4	0	5													7
	-D	11	11	23	14	6	10	15	5	20													42
	-E	18	12	26	13	3	7	19	3	18													42
	-F	4	1	5	0	2	3	8	1	3													9
	-G	6	5	7	4	3	3	5	1	1													12
	-H	7	8	14	8	3	3	11	4	9													23
		89	69	129	79	23	44	117	20	108													239
COLS 37	-A	16	9	12	11	2	4	21	4	22													34
	-B	9	3	7	3	0	2	12	2	13													17
	-C	4	5	6	6	2	1	5	1	3													11
	-D	6	2	2	1	1	0	5	0	6													8
	-E	5	12	16	12	2	3	13	2	7													25
		40	31	43	33	7	10	56	9	51													95

Primary/Special Election-May 8, 2001  
 Official Election Results  
 Offices

COLUMBUS MEMBER OF COUNCIL

WHITEHALL MEMBER OF  
 COUNCIL WARD 3

REYNOLDSBURG  
 MEMBER OF  
 COUNCIL-AT-  
 LARGE,d

Vote For 3

Vote For 1

Vote For 3

(DEM)

K E V I N L	B O Y C I N E	S A I L S I O N	G A I N L I L E	A N N A L E	H A N L	S T U R I S	H A R R I S	J O H N N O V E R N	M O G G I N G	M I T C H E L L	M O A R S Y H E A L L E H N E	G R I C E H E Y	R I C H S H A E R N D B R W E N	S E N S A E N N	L E N O B L A U C H	T O M M T E R	P O T T E R	L Z A A U R L A I N G O	P S R T E E S A T R O N S
-------------	---------------	-----------------	-----------------	-------------	---------	-------------	-------------	---------------------	---------------	-----------------	-------------------------------	-----------------	---------------------------------	-----------------	---------------------	---------------	-------------	-------------------------	---------------------------

Precinct  
 Public  
 Count

COLS 38	-A	31	12	24	14	5	10	42	5	28										60
	-B	29	4	6	5	1	5	22	2	26										38
	-C	24	15	17	5	9	7	29	5	38										51
		84	31	47	24	15	22	93	12	92										149
COLS 39	-A	16	4	7	9	5	3	16	6	13										29
	-B	20	10	9	9	10	10	22	10	19										41
		36	14	16	18	15	13	38	16	32										70
COLS 40	-A	18	8	16	8	8	4	21	3	17										36
	-B	4	8	5	2	4	4	5	6	3										15
	-C	41	21	25	18	14	10	53	13	41										85
		63	37	46	28	26	18	79	22	61										136
COLS 41	-A	6	4	6	8	2	2	5	2	5										15
	-B	2	1	1	1	3	2	3	3	1										7
	-C	4	5	5	4	0	1	3	1	3										9
	-D	4	1	0	0	1	1	3	1	1										5
	-E	6	4	6	5	6	4	6	4	4										17
		22	15	18	18	12	10	20	11	14										53
COLS 42	-A	11	11	12	9	3	4	12	3	10										25
	-B	8	4	9	4	2	3	9	2	8										17
	-C	22	15	25	13	8	13	22	6	21										51
	-D	19	7	10	6	3	9	30	3	26										38
	-E	22	20	25	19	4	9	21	4	21										50
		82	57	81	51	20	38	94	18	86										181
COLS 43	-A	35	52	60	60	9	13	38	5	44										107
	-B	22	22	30	25	6	9	32	1	29										60
	-C	22	13	17	14	3	4	24	1	18										41
	-D	28	26	45	36	9	13	40	5	45										85
	-E	19	10	20	6	3	3	20	3	19										35
		126	123	172	141	30	42	154	15	155										328

Primary/Special Election-May 8, 2001  
 Official Election Results  
 Offices

COLUMBUS MEMBER OF COUNCIL

WHITEHALL MEMBER OF  
 COUNCIL WARD 3

REYNOLDSBURG  
 MEMBER OF  
 COUNCIL-AT-  
 LARGE,d

Vote For 3

Vote For 1

Vote For 3

(DEM)

K E V I N L	B O Y C E	S A I L S E N	G A I L S E N	A N N A L E	H A N N A L E	S T U R I S	H A R R I S	J O H N S O N	M C G O V E R N	M I K E L L	M A R Y H E L L E N N E	O S H A U G H N E	G R I C E Y	R I C H A R D W E N	S E N S E N B R E N	L E N O B L A U C H	T O M M E R	L A U R A I N O	Z A R L I N O	P R T E S A T I O N S
-------------	-----------	---------------	---------------	-------------	---------------	-------------	-------------	---------------	-----------------	-------------	-------------------------	-------------------	-------------	---------------------	---------------------	---------------------	-------------	-----------------	---------------	-----------------------

Precinct  
 Public-  
 Count

COLS 44	-A	53	11	16	6	3	25	41	2	25											63
	-B	39	13	10	6	1	8	31	2	24											48
	-C	41	16	17	9	4	20	35	4	27											62
	-D	47	14	15	9	5	14	46	6	47											73
	-E	39	9	8	4	5	15	34	2	26											51
	-F	30	9	13	14	3	7	28	2	22											47
	-G	15	6	3	2	2	8	15	2	7											23
	-H	19	10	13	7	1	8	17	2	9											30
	-I	17	7	12	7	1	10	16	1	11											30
	-J	21	15	16	17	5	7	24	3	21											45
	-K	4	8	9	5	0	1	8	0	6											15
		<u>325</u>	<u>118</u>	<u>132</u>	<u>86</u>	<u>30</u>	<u>123</u>	<u>295</u>	<u>26</u>	<u>225</u>											<u>487</u>
COLS 45	-A	31	11	17	17	3	9	30	2	20											50
	-B	27	10	8	3	2	10	20	0	13											34
	-C	37	16	22	13	8	13	33	4	22											61
	-D	16	13	23	16	1	11	15	1	13											38
	-E	10	5	10	3	1	6	14	3	8											21
	-F	24	8	14	9	3	5	29	4	25											43
	-G	19	16	23	11	4	7	17	2	8											36
	-H	13	10	8	10	3	5	10	0	14											26
	-I	18	12	21	11	4	8	18	4	13											38
	-J	23	10	11	8	2	11	17	1	9											34
	-K	6	11	13	9	0	1	7	2	7											20
	-L	37	33	56	22	32	23	73	17	36											169
	-M	72	38	87	27	19	40	122	20	57											238
		<u>333</u>	<u>193</u>	<u>313</u>	<u>159</u>	<u>82</u>	<u>149</u>	<u>405</u>	<u>60</u>	<u>245</u>											<u>808</u>
COLS 46	-A	22	26	29	27	4	5	22	2	23											56
	-B	57	68	85	71	9	15	57	5	62											149
	-C	24	23	28	15	10	9	25	5	15											54
	-D	13	19	24	21	5	3	15	2	18											40
	-E	35	37	52	35	8	4	44	2	39											90
	-F	12	11	21	13	2	3	17	3	11											33
	-G	16	7	9	4	1	4	12	1	10											23
	-H	23	23	28	19	6	10	30	5	24											57
	-I	42	39	50	37	3	20	40	4	41											100
	-J	14	12	11	9	0	4	15	2	13											28
	-K	0	0	1	1	1	0	0	0	0											1
	-L	18	6	6	3	4	4	12	1	12											23
	-M	7	6	9	10	3	7	6	2	6											21
		<u>283</u>	<u>277</u>	<u>353</u>	<u>265</u>	<u>56</u>	<u>88</u>	<u>295</u>	<u>34</u>	<u>274</u>											<u>675</u>

Primary/Special Election-May 8, 2001  
 Official Election Results  
 Offices

COLUMBUS MEMBER OF COUNCIL

WHITEHALL MEMBER OF  
 COUNCIL WARD 3

REYNOLDSBURG  
 MEMBER OF  
 COUNCIL-AT-  
 LARGE,d

Vote For 3

Vote For 1

Vote For 3

(DEM)

K E V I N L	B O Y C N E	S A I L S I O N	G A I L S I O N	A N N I L E	H A N N I L	S T U R I S	H A R R I S	J O H N N	M C G O V E R N	M I T C H E L L	M O A R S H A L L E N	O ' S H A L L E N	G R I C H E Y	R I C H S A E N D B R E N	S E N S A E N D B R E N	L E N O B L A U C H	T O M M E R	L A A U R L A I N O	Z A A R L A I N O	P R T E S S A T R O N S	S E E S A T R O N S
-------------	-------------	-----------------	-----------------	-------------	-------------	-------------	-------------	-----------	-----------------	-----------------	-----------------------	-------------------	---------------	---------------------------	-------------------------	---------------------	-------------	---------------------	-------------------	-------------------------	---------------------

																						Precinct Public Count
COLS 47	-A	45	30	43	31	3	17	50	0	45												91
	-B	42	9	16	14	4	21	38	5	36												66
	-C	42	12	19	15	4	13	37	6	32												64
	-D	36	16	24	20	10	10	38	6	43												72
	-E	30	21	27	20	7	9	30	7	28												63
	-F	17	6	13	11	0	5	14	2	13												28
		212	94	142	111	28	75	207	26	197												384
COLS 48	-A	25	7	8	4	2	8	18	2	15												31
	-B	33	4	11	7	5	4	33	2	27												43
	-C	79	18	24	11	7	30	60	3	54												98
	-D	72	16	17	11	1	22	58	1	45												88
	-E	33	7	11	4	1	11	30	4	26												44
	-F	69	8	18	6	0	27	51	4	44												78
		311	60	89	43	16	102	250	16	211												382
COLS 49	-A	12	5	9	5	1	6	17	2	12												24
	-B	23	25	29	22	10	12	33	4	29												66
	-C	37	23	32	17	8	11	38	10	35												75
	-D	15	14	25	16	3	9	22	3	21												44
	-E	16	5	10	5	5	2	20	1	15												30
	-F	19	9	14	9	5	7	23	3	22												40
		122	81	119	74	32	47	153	23	134												279
COLS 50	-A	90	10	4	5	1	18	72	0	67												96
	-B	105	11	11	4	2	15	92	5	70												115
	-C	50	6	5	2	3	20	39	2	38												58
	-D	16	9	25	14	8	16	24	4	18												54
		261	36	45	25	14	69	227	11	193												323
COLS 51	-A	81	12	10	5	4	22	71	3	56												92
	-B	57	10	10	2	2	8	37	0	39												61
	-C	101	19	10	4	2	32	74	2	66												114
	-D	51	9	14	8	1	15	45	1	42												65
		290	50	44	19	9	77	227	6	203												332

Primary/Special Election-May 8, 2001  
 Official Election Results  
 Offices

COLUMBUS MEMBER OF COUNCIL

WHITEHALL MEMBER OF  
 COUNCIL WARD 3

REYNOLDSBURG  
 MEMBER OF  
 COUNCIL-AT-  
 LARGE,d

Vote For 3

Vote For 1

Vote For 3

(DEM)

K E V I N L	B O Y C O N E	S A L I O N	G A I L S I O N	A N N I L E	H A N L L	S T U R I S	H A R R I S	J O H N N	M O G O V E R N	M I K E L L	M I T C H E L L	M O A R Y E L L E H N E	O S H A U G H N E	G R E G G Y	R I C H A R D W E N	S E N S A R E N D B R E N	L E O O B L A U C H	T O M M O T E R	P O T T E R	L A U R A I N G O	Z A R L A I N G O	P A R T E E S A T R O N S
----------------------------	---------------------------------	----------------------------	--------------------------------------	----------------------------	-----------------------	----------------------------	----------------------------	-----------------------	--------------------------------------	----------------------------	--------------------------------------	--	---	----------------------------	--	---	--	--------------------------------------	----------------------------	---	---	---

																							Precinct Public- Count
COLS 52	-A	41	49	64	50	5	6	38	3	39													100
	-B	42	32	41	30	8	13	42	7	37													87
	-C	30	35	48	38	10	6	32	7	35													87
	-D	26	10	9	12	3	6	22	3	13													36
	-E	20	6	11	3	2	4	21	1	13													29
	-F	32	22	27	22	7	13	25	3	26													65
	-G	5	6	7	5	1	1	5	2	4													12
	-H	20	5	15	6	7	5	22	1	22													39
		216	165	222	166	43	54	207	27	189													455
COLS 53	-A	26	25	32	27	3	7	20	1	19													56
	-B	20	42	56	50	7	1	21	2	30													80
	-C	28	33	46	39	11	9	33	4	32													84
	-D	29	27	44	25	8	10	28	3	21													68
	-E	20	29	43	23	8	6	29	1	28													64
	-F	11	7	6	4	0	3	11	0	6													17
	-G	19	23	39	19	3	4	41	5	26													69
	-H	9	5	4	4	1	2	9	0	6													16
	-I	22	17	19	16	4	7	27	3	23													49
		184	208	289	207	45	49	219	19	191													503
COLS 54	-A	34	18	28	16	5	7	26	3	27													59
	-B	33	19	28	25	5	10	39	3	30													68
	-C	13	18	19	19	6	6	11	1	14													39
	-D	42	43	55	49	6	7	39	5	34													98
	-E	26	31	34	37	7	10	24	4	22													68
	-F	38	16	31	25	2	7	36	1	32													67
		186	145	195	171	31	47	175	17	159													399
COLS 55	-A	42	8	7	2	1	17	32	1	29													51
	-B	65	18	17	5	5	32	56	9	42													91
	-C	93	26	14	8	5	40	70	4	64													118
	-D	60	10	18	3	11	31	62	8	48													90
		260	62	56	18	22	120	220	22	183													350

Primary/Special Election-May 8, 2001  
 Official Election Results  
 Offices

COLUMBUS MEMBER OF COUNCIL

WHITEHALL MEMBER OF  
 COUNCIL WARD 3

REYNOLDSBURG  
 MEMBER OF  
 COUNCIL-AT-  
 LARGE,d

Vote For 3

Vote For 1

Vote For 3

(DEM)

K E V I N L	B O Y C N E	S A I L S I O N	G A I B L S I O N	A N N I L L E	H A N N I L L E	S T A U R I S	H A R R I S	J O H N N	M O G O V E R N	M I K E L L	M I T C H E L L	M O R Y S H A L L E N N E	O ' S H A L L E N N E	G R I C H E Y	R I C H A R D W E N	S E N S E R N	L E N O B L A U C H	T O M M E R	L A A U R L A I N G O	P R T E E S A T T O N S
-------------	-------------	-----------------	-------------------	---------------	-----------------	---------------	-------------	-----------	-----------------	-------------	-----------------	---------------------------	-----------------------	---------------	---------------------	---------------	---------------------	-------------	-----------------------	-------------------------

COLS 56

-A	21	7	7	9	3	1	20	0	13
-B	29	8	11	5	1	8	26	0	26
-C	57	5	9	4	2	16	42	4	49
-D	63	12	10	5	2	15	43	3	39
-E	113	27	8	3	2	33	78	3	60
-F	63	9	7	3	3	21	46	0	46
-G	84	16	10	6	4	21	53	2	56
-H	63	11	11	3	1	8	52	0	46
-I	13	16	19	11	2	4	13	0	8
	506	111	92	49	20	127	373	12	343

Precinct  
 Public  
 Count

30  
 41  
 65  
 69  
 122  
 71  
 93  
 67  
 30  
 588

COLS 57

-A	13	19	27	17	3	6	25	0	22
-B	21	21	39	20	5	8	30	4	25
-C	28	13	16	16	7	6	22	6	23
-D	29	18	29	20	8	11	32	6	26
-E	8	12	14	10	0	1	6	0	8
-F	9	14	23	14	5	4	11	4	10
-G	14	18	33	19	4	5	23	3	24
-H	7	3	8	6	2	3	9	0	6
-I	17	4	9	4	1	2	18	4	16
-J	20	9	8	6	4	3	19	2	13
	166	131	206	132	39	49	195	29	173

COLS 58

-A	25	15	25	9	6	6	29	2	31
-B	26	13	23	14	5	7	25	2	22
-C	9	11	15	10	2	3	11	3	10
-D	22	16	21	16	2	7	26	1	23
-E	19	15	25	18	6	9	20	4	20
-F	10	9	10	5	0	4	9	2	8
-G	22	17	27	17	4	4	25	3	21
-H	7	5	3	5	1	0	9	2	4
	134	101	149	94	26	40	154	19	139

COLS 59

-A	37	36	58	47	9	7	42	6	41
-B	23	36	51	42	9	6	26	4	26
-C	32	39	53	39	6	13	44	8	36
-D	15	11	11	14	5	3	17	5	10
-E	6	10	10	11	1	2	6	1	4
-F	11	22	27	28	5	6	17	7	11
	124	154	210	181	35	37	152	31	128

367

Primary/Special Election-May 8, 2001  
 Official Election Results  
 Offices

COLUMBUS MEMBER OF COUNCIL

WHITEHALL MEMBER OF  
 COUNCIL WARD 3

REYNOLDSBURG  
 MEMBER OF  
 COUNCIL-AT-  
 LARGE,d

Vote For 3

Vote For 1

Vote For 3

(DEM)

K E V I N L	B O Y C I N E	S G A I L S I O N	A H N N L E	S H T U R I S	J O H N S O N	M M I T C H E L L	M O A R S H E A L L E N	G R I C H E Y	R S I C H S E N N E	L E O N O B L A U C H	T O M M E R	L Z A A R L I N G	P S R T E S A T I O N S
-------------	---------------	-------------------	-------------	---------------	---------------	-------------------	-------------------------	---------------	---------------------	-----------------------	-------------	-------------------	-------------------------

Precinct  
 Public  
 Count

COLS 60	-A	54	48	118	53	22	21	98	18	64				208
	-B	20	17	24	22	7	7	18	4	20				49
	-C	41	45	91	39	17	21	72	9	45				161
	-D	25	35	41	34	5	8	30	1	36				74
	-E	17	20	34	26	5	9	25	0	24				55
	-F	45	88	109	106	9	14	45	7	58				167
	-G	32	31	80	33	14	16	87	5	65				164
		234	284	497	313	79	96	375	44	312				878
COLS 61	-A	33	23	31	24	10	11	38	3	34				71
	-B	18	12	7	5	2	6	17	2	12				29
	-C	19	10	11	9	1	3	18	1	12				30
	-D	42	31	59	40	12	12	46	5	39				99
		112	76	108	78	25	32	119	11	97				229
COLS 62	-A	7	9	12	8	0	4	9	0	6				20
	-B	20	11	20	10	4	8	22	2	16				40
	-C	21	26	49	27	8	10	52	1	33				87
	-D	29	23	33	20	8	11	42	5	33				81
	-E	31	33	36	31	7	12	31	8	17				76
	-F	28	16	26	13	7	10	29	2	22				56
	-G	42	21	33	24	4	11	45	4	31				78
	-H	44	23	39	17	3	8	49	8	34				93
	-I	26	32	46	25	6	4	42	4	26				85
		248	194	294	175	47	78	321	34	218				616
COLS 63	-A	26	61	78	67	4	8	40	5	42				117
	-B	13	13	22	17	3	6	19	1	20				40
	-C	41	51	69	61	9	8	52	5	43				115
	-D	6	5	8	5	1	0	10	0	6				14
	-E	10	16	18	11	1	1	14	0	14				30
	-F	22	26	25	25	5	4	23	1	28				55
	-G	12	27	35	29	5	5	24	3	20				55
	-H	7	15	21	14	2	2	7	0	11				28
	-I	11	9	17	12	4	1	10	2	9				28
	-J	22	25	42	26	6	8	27	4	26				65
		170	248	335	267	40	43	226	21	219				547



Primary/Special Election-May 8, 2001  
 Official Election Results  
 Offices

COLUMBUS MEMBER OF COUNCIL

WHITEHALL MEMBER OF  
 COUNCIL WARD 3

REYNOLDSBURG  
 MEMBER OF  
 COUNCIL-AT-  
 LARGE,d

Vote For 3

Vote For 1

Vote For 3

(DEM)

	K E V I N L	B O Y C O N E	S A I L B L S I O N	G A I L N L E	A N N I L E	H A R I S	S T U R R I S	J O H N N	M C G O V E R N	M I T C H E L L	M O Y E L L E N E	O S H A U G H N E	G R I C H E Y	R I C H A R D W E N	S E N S E N B R E N	L E O B L A U C H	T O M M O T T E R	L A U R I N O	P R E S E N T R O N S
--	----------------------------	---------------------------------	--	---------------------------------	----------------------------	-----------------------	---------------------------------	-----------------------	--------------------------------------	--------------------------------------	---	---	---------------------------------	--	--	---	---	---------------------------------	---

Precinct  
 Public  
 Count

COLS 64

-A	23	62	78	64	9	12	28	5	31											108
-B	20	16	27	19	10	5	28	7	21											52
-C	10	20	28	24	4	6	17	1	13											43
-D	5	13	19	16	2	2	11	2	10											29
-E	15	16	19	14	1	0	20	1	18											37
-F	16	43	53	34	4	4	28	4	32											75
-G	4	3	7	4	1	2	2	3	2											10
-H	5	2	8	4	1	1	11	2	11											17
	98	175	239	179	32	32	145	25	138											371

COLS 65

-A	57	39	109	23	23	22	106	5	64											223
-B	53	60	131	52	15	22	103	12	60											223
-C	53	56	123	66	21	16	112	13	66											236
-D	30	34	68	44	11	13	57	6	30											135
-E	60	71	121	67	23	32	108	30	69											260
-F	35	39	87	35	18	17	78	7	42											162
-G	57	57	160	63	28	32	157	19	93											316
-H	14	23	35	21	7	10	22	5	18											69
	359	379	834	371	146	164	743	97	442											1624

COLS 66

-A	9	11	14	11	3	6	14	4	14											31
-B	13	8	18	6	4	5	18	0	19											32
-C	24	31	43	35	10	8	34	2	33											86
-D	22	23	37	19	4	13	25	5	19											68
-E	34	85	105	86	13	13	46	7	50											156
-F	24	18	30	21	7	4	24	3	25											62
	126	176	247	178	41	49	161	21	160											435

COLS 67

-A	7	7	4	6	2	5	7	1	6											15
-B	7	15	20	14	2	4	12	1	9											28
-C	8	12	14	7	3	3	16	1	16											27
-D	4	6	2	8	0	5	4	3	4											13
-E	12	11	16	8	2	11	12	5	12											31
-F	12	15	26	18	2	6	18	2	18											40
-G	18	14	27	18	6	7	18	1	22											45
-H	6	7	11	7	1	0	8	1	7											17
-I	6	7	10	9	5	3	9	0	5											18
-J	9	3	6	6	3	0	9	1	8											15
-K	1	3	1	3	1	2	4	0	2											6
	90	100	137	104	27	46	117	16	109											255

Primary/Special Election-May 8, 2001  
Official Election Results  
Offices

COLUMBUS MEMBER OF COUNCIL

WHITEHALL MEMBER OF  
COUNCIL WARD 3

REYNOLDSBURG  
MEMBER OF  
COUNCIL-AT-  
LARGE,d

Vote For 3

Vote For 1

Vote For 3

(DEM)

K E I N L	B O V C N E	S A L L S I O N	G A I B S I O N	A N N I L E	H A N N L E	S T U R R I S	H A R R I S	J O H N N	M O C H O V E R N	M I K E H E L L	M I T C H E L L	M O R R I S Y E A L E H N E	O R S H A U L G H N E	G R E G G E Y	R I C H A R D W E N	S E N S A R E N D B R E N	L E O O B L A U C H	T O M M T E R	P O T T E R	L A U R A I N G O	Z A R L I N O	P R E S A R T O N S	S A R T O N S
-----------------------	----------------------------	--------------------------------------	--------------------------------------	----------------------------	----------------------------	---------------------------------	----------------------------	-----------------------	---	--------------------------------------	--------------------------------------	--	---	---------------------------------	--	---	--	---------------------------------	----------------------------	---	---------------------------------	--	---------------------------------

																							Precinct Public Count
COLS 68	-A	22	10	13	11	3	8	17	2	13													35
	-B	24	12	12	7	1	9	14	2	14													34
	-C	34	16	23	13	1	8	25	3	28													53
	-D	15	14	14	4	3	10	11	2	13													29
		<u>95</u>	<u>52</u>	<u>62</u>	<u>35</u>	<u>8</u>	<u>35</u>	<u>67</u>	<u>9</u>	<u>68</u>													151
COLS 69	-A	18	22	38	21	3	7	21	4	20													53
	-B	4	3	8	5	0	1	7	1	9													13
	-C	25	33	49	39	15	9	37	6	31													85
	-D	20	21	33	23	5	5	29	6	27													62
	-E	9	17	18	16	1	7	14	3	11													35
	-F	8	17	24	17	3	1	9	3	6													31
	-G	8	4	7	7	6	1	8	2	6													18
	-H	10	8	9	8	1	1	9	1	10													20
	-I	14	12	17	11	2	3	18	0	12													32
	-J	3	6	12	10	2	0	5	1	5													16
		<u>119</u>	<u>143</u>	<u>215</u>	<u>157</u>	<u>38</u>	<u>35</u>	<u>157</u>	<u>27</u>	<u>137</u>													365
COLS 70	-A	32	39	53	42	8	12	41	5	40													96
	-B	28	45	56	51	6	8	35	9	38													95
	-C	34	43	52	51	11	10	45	2	48													104
	-D	45	80	87	87	9	15	57	10	53													155
	-E	26	23	31	29	4	3	23	8	22													58
		<u>165</u>	<u>230</u>	<u>279</u>	<u>260</u>	<u>38</u>	<u>48</u>	<u>201</u>	<u>34</u>	<u>201</u>													508
COLS 71	-A	60	45	92	41	21	23	97	22	71													208
	-B	29	27	60	25	14	15	57	9	36													115
	-C	13	17	26	17	4	7	23	0	12													50
	-D	42	24	58	28	7	21	63	5	49													127
	-E	23	26	47	26	8	11	47	8	30													100
	-F	62	69	126	67	40	26	129	15	82													262
	-G	33	38	62	41	11	15	49	6	31													129
	-H	47	52	111	61	20	28	108	21	62													240
	-I	33	20	42	18	5	9	51	13	33													94
	-J	28	32	62	23	10	14	61	8	34													122
	-K	49	48	108	70	19	23	108	13	68													244
	-L	27	44	71	50	12	16	68	8	36													158
		<u>446</u>	<u>442</u>	<u>865</u>	<u>467</u>	<u>171</u>	<u>208</u>	<u>861</u>	<u>128</u>	<u>544</u>													1849

Primary/Special Election-May 8, 2001  
 Official Election Results  
 Offices

COLUMBUS MEMBER OF COUNCIL

WHITEHALL MEMBER OF  
 COUNCIL WARD 3

REYNOLDSBURG  
 MEMBER OF  
 COUNCIL-AT-  
 LARGE,d

Vote For 3

Vote For 1

Vote For 3

(DEM)

K B	S G	A H	S H	J M	M M	M O	G R	R S	L K	T P	L Z	P S
E O	A I	N A	T A	O C	I I	A S	R I	I E	E N	O O	A A	R T
V Y	L B	N L	U R	H O	K T	R S	E C	C N	O B	M T	U R	E E
I C	L S	I L	R R	N G	E C	Y H	G H	H S	L A	T E	R L	S A
N E	I O	E	I S	V E	H E	E A	Y	A E	B L	R T	A I	T R
L	E N			R N	E L	L G		R N	A U	R	N G	O N
						E H		D B	C H			N S
						N N		W E				
						E		N				

Precinct  
 Public-  
 Count

COLS 72	-A	76	72	169	89	40	24	159	14	108		341
	-B	47	89	132	92	15	23	67	11	56		238
	-C	61	95	173	101	26	27	123	16	76		322
	-D	70	93	181	112	25	29	168	21	126		373
	-E	55	76	165	69	29	43	147	22	87		338
	-F	55	87	157	93	24	26	95	16	82		278
		364	512	977	556	159	172	759	100	535		1890
COLS 73	-A	44	40	62	42	14	12	42	9	43		114
	-B	19	19	29	12	4	4	27	1	21		49
	-C	37	35	61	38	9	9	53	2	45		120
	-D	17	22	30	14	4	7	28	5	14		54
	-E	26	34	57	34	9	10	45	5	36		99
	-F	31	25	49	26	12	11	42	5	37		95
	-G	30	20	53	29	20	20	61	8	36		130
	-H	40	51	96	71	21	33	129	11	67		290
	-I	21	31	50	36	12	13	43	11	25		107
		265	277	487	302	105	119	470	57	324		1058
COLS 74	-A	51	52	118	44	23	22	106	20	84		234
	-B	6	20	31	23	0	1	13	4	9		36
	-C	16	30	37	23	4	7	22	5	17		55
	-D	11	8	10	9	3	4	12	2	7		23
	-E	4	2	7	3	5	4	6	3	6		14
	-F	8	8	11	8	2	3	4	1	2		15
	-G	8	15	16	15	2	7	10	4	7		29
	-H	14	10	13	8	3	5	22	2	12		32
		114	145	243	133	42	53	195	41	144		438
REYNS 1	-A										15	74
	-B										7	100
	-C										8	50
	-D										13	62
	-E										24	129
											67	415
REYNS 2	-A										9	105
	-B										10	63
	-C										5	38
	-D										13	76
	-E										17	64
	-F										10	88
											64	434

Primary/Special Election-May 8, 2001  
 Official Election Results  
 Offices

COLUMBUS MEMBER OF COUNCIL

WHITEHALL MEMBER OF  
 COUNCIL WARD 3

REYNOLDSBURG  
 MEMBER OF  
 COUNCIL-AT-  
 LARGE,d

Vote For 3										Vote For 1			Vote For 3 (DEM)															
K	B	S	G	A	H	S	H	J	M	M	M	M	O	G	R	R	S	L	K	T	P	L	Z	P	S			
E	O	A	I	N	A	U	A	O	C	I	I	A	R	R	E	I	C	E	E	N	O	A	A	R	T			
I	C	L	S	I	L	R	R	N	O	K	T	R	S	G	H	C	H	O	B	M	T	U	R	E	E			
N	E	J	O	E		I	S	V	E	E	H	E	A	Y	A	R	E	B	L	A	R	A	I	S	A			
L		E	N					R	N	L	L	L	U					A	U	R	G	O	N	T	R			
													N					H						O	N			
													E											S				
REYNS 3	-A																								7	56		
	-B																									10	94	
	-C																									8	78	
	-D																									14	97	
	-E																									4	58	
																										43	383	
REYNS 4	-A																									8	36	
	-B																									3	23	
	-C																									22	82	
	-D																									9	77	
	-E																									5	18	
																										47	236	
WHITEHALL 3	-A																	25	22	10						57		
	-B																	22	29	13						64		
	-C																	27	16	6						49		
	-D																	46	34	13						93		
																		120	101	42						263		
ABSENTEE		2057	2084	2511	2042	318	293	2677	259	2748							5	5	4						30	6281		
		2057	2084	2511	2042	318	293	2677	259	2748							5	5	4						30	6281		
DELAWARE COUNTY		42	23	67	21	20	14	79	16	59																0	0	
		42	23	67	21	20	14	79	16	59																	0	0
FAIRFIELD COUNTY		30	17	14	8	9	6	27	4	23																	0	0
		30	17	14	8	9	6	27	4	23																	0	0
LICKING COUNTY																											50	0
																											50	0
<b>Grand Total :</b>		<b>17127</b>	<b>10908</b>	<b>15577</b>	<b>10943</b>	<b>2992</b>	<b>5286</b>	<b>19513</b>	<b>2280</b>	<b>17088</b>	<b>125</b>	<b>106</b>	<b>46</b>	<b>301</b>													<b>0</b>	

Precinct  
 Public  
 Count

Primary/Special Election-May 8, 2001  
 Official Election Results  
 Offices

COLUMBUS MEMBER OF COUNCIL

WHITEHALL MEMBER OF  
 COUNCIL WARD 3

REYNOLDSBURG  
 MEMBER OF  
 COUNCIL-AT-  
 LARGE,d

Vote For 3

Vote For 1

Vote For 3

(DEM)

K E V I N L	B O Y C N E	S A L B L I O N	G A I B S I O N	A N N I L E	H A N L L	S T U R I S	H A U R I S	J O H N V E R N	M O G O V E R N	M I K E H E L L	M A R Y E L L E H N E	M O S H E A L G H N E	G R E G G Y	R I C H A R D W E N	R I C H A R D W E N	S E N S I B L E W E N	L E O O B A U C H	K E N O B L A U C H	T O M M T E R	P O T T E R	L A U R A I N G O	Z A R L A I N G O	P A R T E E S A T R O N S
----------------------------	----------------------------	--------------------------------------	--------------------------------------	----------------------------	-----------------------	----------------------------	----------------------------	--------------------------------------	--------------------------------------	--------------------------------------	---	---	----------------------------	--	--	---	---	--	---------------------------------	----------------------------	---	---	---

Ward Recap

	82	53	84	61	16	37	99	11	87															Precinct Public Count
COLS 01	82	53	84	61	16	37	99	11	87															185
COLS 02	243	93	157	105	47	70	267	28	269															457
COLS 03	198	42	61	34	17	45	188	13	165															266
COLS 04	165	27	40	18	10	60	160	8	119															210
COLS 05	254	36	22	4	11	90	200	12	169															279
COLS 06	565	71	56	31	15	196	404	21	378															632
COLS 07	337	47	54	13	17	151	255	17	229															407
COLS 08	153	63	88	60	45	32	196	31	169															300
COLS 09	49	21	29	22	13	16	51	6	44															88
COLS 10	230	213	297	200	54	81	256	55	212															571
COLS 11	118	100	140	108	16	43	156	21	166															303
COLS 12	87	33	41	25	19	34	99	21	80															156
COLS 13	150	20	31	8	7	36	122	5	105															175
COLS 14	156	70	97	74	21	32	209	18	177															300
COLS 15	49	32	46	36	8	12	53	12	55															108
COLS 16	69	38	46	26	40	34	71	40	72															157
COLS 17	294	34	37	16	14	91	241	16	199															334
COLS 18	225	87	128	110	105	80	265	82	215															458
COLS 19	443	253	334	428	82	110	489	72	472															941
COLS 20	157	77	112	126	46	48	187	30	173															335
COLS 21	242	201	280	269	51	70	299	38	300															603
COLS 22	241	285	412	379	55	76	335	40	344															752
COLS 23	134	51	79	50	26	39	140	16	130															230
COLS 24	129	53	93	54	26	47	152	21	155															261
COLS 25	494	56	75	34	14	122	422	26	350															570
COLS 26	143	32	36	23	12	55	104	9	104															191
COLS 27	256	121	164	119	25	57	269	27	237															451
COLS 28	635	205	149	89	24	178	518	14	453															809
COLS 29	77	42	62	45	13	31	78	15	79															154
COLS 30	113	132	196	162	22	43	146	24	152															343
COLS 31	141	37	48	36	9	39	129	9	138															204
COLS 32	122	87	114	96	29	33	152	25	159															282
COLS 33	157	108	138	104	39	48	184	32	173															343
COLS 34	235	127	175	120	18	93	203	12	197															422
COLS 35	385	41	37	20	5	84	309	8	298															423
COLS 36	89	69	129	79	23	44	117	20	108															239
COLS 37	40	31	43	33	7	10	56	9	51															95
COLS 38	84	31	47	24	15	22	93	12	92															149
COLS 39	36	14	16	18	15	13	38	16	32															70
COLS 40	63	37	46	28	26	18	79	22	61															136
COLS 41	22	15	18	18	12	10	20	11	14															53
COLS 42	82	57	81	51	20	38	94	18	86															181

Primary/Special Election-May 8, 2001  
 Official Election Results  
 Offices

COLUMBUS MEMBER OF COUNCIL

WHITEHALL MEMBER OF  
 COUNCIL WARD 3

REYNOLDSBURG  
 MEMBER OF  
 COUNCIL-AT-  
 LARGE,d

Vote For 3										Vote For 1			Vote For 3 (DEM)													
K	B	S	G	A	H	S	H	J	M	M	M	M	O	G	R	R	S	L	K	T	P	L	Z	P	S	
E	O	A	I	N	A	T	A	O	C	I	A	A	R	R	I	I	E	E	N	O	O	A	A	R	R	E
V	Y	L	B	N	L	U	R	H	G	K	T	R	S	E	C	C	N	O	B	M	T	A	A	R	E	
I	C	L	S	I	L	R	I	N	O	E	C	Y	H	G	H	H	S	E	L	A	T	R	L	S	A	
N	E	I	O	E	S	S	V	E	R	N	H	L	U	E	Y	A	E	D	A	R	E	A	I	N	T	R
L		E	N					R	N	L	L	G	E	H	N	E	W	E	C	H		G	O	O	N	S

Ward Recap

COLS 43	126	123	172	141	30	42	154	15	155																	328	
COLS 44	325	118	132	86	30	123	295	26	225																	487	
COLS 45	333	193	313	159	82	149	405	60	245																	808	
COLS 46	283	277	353	265	56	88	295	34	274																	675	
COLS 47	212	94	142	111	28	75	207	26	197																	384	
COLS 48	311	60	89	43	16	102	250	16	211																	382	
COLS 49	122	81	119	74	32	47	153	23	134																	279	
COLS 50	261	36	45	25	14	69	227	11	193																	323	
COLS 51	290	50	44	19	9	77	227	6	203																	332	
COLS 52	216	165	222	166	43	54	207	27	189																	455	
COLS 53	184	208	289	207	45	49	219	19	191																	503	
COLS 54	186	145	195	171	31	47	175	17	159																	399	
COLS 55	260	62	56	18	22	120	220	22	183																	350	
COLS 56	506	111	92	49	20	127	373	12	343																	588	
COLS 57	166	131	206	132	39	49	195	29	173																	391	
COLS 58	134	101	149	94	26	40	154	19	139																	298	
COLS 59	124	154	210	181	35	37	152	31	128																	367	
COLS 60	234	284	497	313	79	96	375	44	312																	878	
COLS 61	112	76	108	78	25	32	119	11	97																	229	
COLS 62	248	194	294	175	47	78	321	34	218																	616	
COLS 63	170	248	335	267	40	43	226	21	219																	547	
COLS 64	98	175	239	179	32	32	145	25	138																	371	
COLS 65	359	379	834	371	146	164	743	97	442																	1624	
COLS 66	126	176	247	178	41	49	161	21	160																	435	
COLS 67	90	100	137	104	27	46	117	16	109																	255	
COLS 68	95	52	62	35	8	35	67	9	68																	151	
COLS 69	119	143	215	157	38	35	157	27	137																	365	
COLS 70	165	230	279	260	38	48	201	34	201																	508	
COLS 71	446	442	865	467	171	208	861	128	544																	1849	
COLS 72	364	512	977	556	159	172	759	100	535																	1890	
COLS 73	265	277	487	302	105	119	470	57	324																	1058	
COLS 74	114	145	243	133	42	53	195	41	144																	438	
REYNS 1																									67	415	
REYNS 2																										64	434
REYNS 3																										43	383
REYNS 4																										47	236
WHITEHALL 3																		120	101	42						263	
ABSENTEE	2057	2084	2511	2042	318	293	2677	259	2748	5	5	4														30	6281
DELAWARE COUNTY	42	23	67	21	20	14	79	16	59																		0
FAIRFIELD COUNTY	30	17	14	8	9	6	27	4	23																		0
LICKING COUNTY																											0

Primary/Special Election-May 8, 2001  
 Official Election Results  
 Offices

COLUMBUS MEMBER OF COUNCIL

WHITEHALL MEMBER OF  
 COUNCIL WARD 3

REYNOLDSBURG  
 MEMBER OF  
 COUNCIL-AT-  
 LARGE,d

Vote For 3										Vote For 1			Vote For 3 (DEM)
K B	S G	A H	S H	J M	M M	M O	G R	R S	L K	T P	L Z	P S	
E O	A I	N A	T A	O C	I I	A S	R I	I E	E N	O O	A A	R T	
V Y	L B	N L	U R	H G	K T	R S	E C	C N	O	M	U R	E E	
J C	L S	I L	R I	N O	E C	Y H	G H	H S	B	T	R L	S A	
N E	I O	E	S	V E	H E	E A	E Y	A E	L A	E R	A I	T R	
L	E N			R N	L L	L U		R N	A U	R	N G	O N	
						E H		D B	C H			S	
						N E		W E				N S	
17127	10908	15577	10943	2992	5286	19513	2280	17088	125	106	46	301	

Ward Recap

Precinct  
 Public  
 Count

Primary/Special Election-May 8, 2001  
 Official Election Results  
 Offices

HILLIARD MEMBER OF COUNCIL (Full Term),r

HILLIARD MEMBER OF COUNCIL (UTE1-5-04),r

REYNOLDSBURG CITY AUDITOR,r

REYNOLDSBURG MEMBER OF COUNCIL-AT-LARGE,r

	Vote For 4							Vote For 1		Vote For 1		Vote For 3				Precinct Public Count
	(REP)	(REP)	(REP)	(REP)	(REP)	(REP)	(REP)	(REP)	(REP)	(REP)	(REP)	(REP)	(REP)	(REP)	(REP)	
	S B	T B	M C	E G	K H	M L	J U	R B	D S	R H	H W	L B	W H	R L	R S	
	U O	E O	I O	D O	I E	E O	T	O E	O C	I A	O H	A E	I I	O O	O T	
	S G	R T	K P	V R	R R	L V	W T	B I	N H	C R	W I	N O	L L	N W	N A	
	A A	R S	E E	E K	A A	I E	I L	E S	O	H R	A T	E U	L L	A I	K	
	N N	I K		K A	H	S -	L E	R E	N H	A I	R N	J H	I S	L S	E	
		O		R		A H	O M	C	A R	D	E	R	A M	A		
						P	I		T				L			
HILLIARD 1	-A	57	16	54	11	53	17	55	17	51						71
	-B	53	32	59	26	63	31	77	18	72						96
	-C	62	33	75	27	71	30	80	29	75						109
	-D	66	35	71	27	58	33	65	30	64						96
		238	116	259	91	245	111	277	94	262						372
HILLIARD 2	-A	80	30	88	26	84	39	90	25	87						121
	-B	95	48	97	47	103	50	118	41	109						159
	-C	105	73	120	73	117	78	125	71	120						196
	-D	88	28	91	27	92	42	103	24	95						128
		368	179	396	173	396	209	436	161	411						604
HILLIARD 3	-A	30	22	34	18	28	19	31	16	31						50
	-B	63	48	67	43	64	56	73	48	67						119
	-C	39	44	39	40	38	56	40	45	41						88
	-D	80	40	86	35	74	39	86	35	85						127
		212	154	226	136	204	170	230	144	224						384
HILLIARD 4	-A	82	54	96	48	94	61	103	46	105						154
	-B	59	59	55	53	55	58	61	53	56						114
	-C	54	83	61	75	53	76	67	68	62						137
	-D	67	80	71	63	70	75	75	65	74						149
	-E	47	42	44	35	42	36	48	32	44						84
		309	318	327	274	314	306	354	264	341						638
REYNS 1	-A								36	23	34	38	41	31		74
	-B								30	61	46	36	37	71		100
	-C								21	21	30	25	22	25		50
	-D								23	24	23	25	28	28		62
	-E								49	55	53	60	63	78		129
									159	184	186	184	191	233		415
REYNS 2	-A								30	56	47	48	33	67		105
	-B								20	32	30	24	25	37		63
	-C								10	23	19	17	13	23		38
	-D								23	35	35	27	31	44		76
	-E								22	25	27	28	31	30		64
	-F								39	36	42	52	38	46		88
									144	207	200	196	171	247		434



Primary/Special Election-May 8, 2001  
 Official Election Results  
 Offices

HILLIARD MEMBER OF COUNCIL (Full Term),r

HILLIARD MEMBER OF COUNCIL (UTE1-5-04),r

REYNOLDSBURG CITY AUDITOR,r

REYNOLDSBURG MEMBER OF COUNCIL-AT-LARGE,r

Vote For 4							Vote For 1		Vote For 1		Vote For 3						
(REP)	(REP)	(REP)	(REP)	(REP)	(REP)	(REP)	(REP)	(REP)	(REP)	(REP)	(REP)	(REP)	(REP)	(REP)			
S B	T B	M C	E G	K H	M L	J U	R B	D S	R H	H W	L B	W H	R L	R S			
U O	E O	I O	D O	I E	E O	T	O E	O C	I A	O H	A E	I I	O O	O T			
S G	R T	K P	V	R R	L V	W T	B I	N	C R	W I	N O	L L	N W	N A			
A A	R S	E E	E	K A	I E	I L	E S	O	H R	A T	E U	L L	A I	K			
N N	I K		K A	T H	S -	L Y	R E	N	A I	R N	J H	I S	L S	E			
	O		R		A	H O M P	T L	H A R D T	R S	D E Y	E R	A M	D				
REYNS 3	-A								14	33	30	32	25	27	56		
	-B								37	47	53	41	36	58	94		
	-C								32	38	33	48	47	38	78		
	-D								36	46	47	49	50	54	97		
	-E								30	24	36	31	32	32	58		
									149	188	199	201	190	209	383		
REYNS 4	-A								17	11	19	20	16	18	36		
	-B								13	7	13	15	12	11	23		
	-C								25	35	29	34	26	44	82		
	-D								22	42	35	41	42	39	77		
	-E								9	4	10	10	9	7	18		
									86	99	106	120	105	119	236		
ABSENTEE		50	27	50	27	47	28	52	22	51	24	49	44	48	39	46	6281
FAIRFIELD COUNTY		50	27	50	27	47	28	52	22	51	24	49	44	48	39	46	6281
LICKING COUNTY											1	4	3	3	2	4	0
											1	4	3	3	2	4	0
											113	174	178	173	156	174	0
											113	174	178	173	156	174	0
<b>Grand Total :</b>		<b>1177</b>	<b>794</b>	<b>1258</b>	<b>701</b>	<b>1206</b>	<b>824</b>	<b>1349</b>	<b>685</b>	<b>1289</b>	<b>676</b>	<b>905</b>	<b>916</b>	<b>925</b>	<b>854</b>	<b>1032</b>	

Precinct  
Public  
Count

Primary/Special Election-May 8, 2001  
 Official Election Results  
 Offices

HILLIARD MEMBER OF COUNCIL (Full Term),r

HILLIARD MEMBER OF COUNCIL (UTE1-5-04),r

REYNOLDSBURG CITY AUDITOR,r

REYNOLDSBURG MEMBER OF COUNCIL-AT-LARGE,r

Vote For 4							Vote For 1		Vote For 1		Vote For 3			
(REP)	(REP)	(REP)	(REP)	(REP)	(REP)	(REP)	(REP)	(REP)	(REP)	(REP)	(REP)	(REP)	(REP)	(REP)
S B	T B	M C	E G	K H	M L	J U	R B	D S	R H	H W	L B	W H	R L	R S
U O	E O	I O	D O	I E	E O	T	O E	O C	I A	O H	A E	I I	O O	O T
S G	R T	K P	V	R R	L V	W T	B I	N H	C R	W I	N O	L L	N W	N A
A A	R S	E E	E	K A	I E	I L	E S	O	H R	A T	E U	L L	A I	K E
N N	I K		K A	T H	S -	L E	R E	N	A I	R N	G I	S L	L S	E
	O		R		A H	I ,	T L	H A	R S	D E	J H	A M	D	
					M O	M I	C	A R	D	Y	R	L	A	
					P	I		D	E					
								T						
238	116	259	91	245	111	277	94	262						
368	179	396	173	396	209	436	161	411						
212	154	226	136	204	170	230	144	224						
309	318	327	274	314	306	354	264	341						
REYNS 1									159	184	186	184	191	233
REYNS 2									144	207	200	196	171	247
REYNS 3									149	188	199	201	190	209
REYNS 4									86	99	106	120	105	119
ABSENTEE	50	27	50	27	47	28	52	22	24	49	44	48	39	46
FAIRFIELD COUNTY									1	4	3	3	2	4
LICKING COUNTY									113	174	178	173	156	174
1177	794	1258	701	1206	824	1349	685	1289	676	905	916	925	854	1032

Ward Recap

HILLIARD 1  
 HILLIARD 2  
 HILLIARD 3  
 HILLIARD 4  
 REYNS 1  
 REYNS 2  
 REYNS 3  
 REYNS 4  
 ABSENTEE  
 FAIRFIELD COUNTY  
 LICKING COUNTY

Precinct  
 Public  
 Count

372  
 604  
 384  
 638  
 415  
 434  
 383  
 236  
 6281  
 0  
 0

Primary/Special Election-May 8, 2001  
 Official Election Results  
 Propositions

VILLAGE OF RIVERLEA PROP TAX LEVY (REN) (ISSUE#6)	VILLAGE OF VALLEYVIEW PROP TAX LEVY (REP)(ISSUE#7)	HAMILTON TWP PROP TAX LEVY (REP&INC) (ISSUE#8)	CANAL WINCHESTER LSD PROP TAX LEVY (ISSUE#9)	PLAIN LSD PROP BOND ISSUE (ISSUE#10)	WESTERVILLE CSD PROP TAX LEVY (REP) (ISSUE#11)	WORTHINGTON CSD PROP TAX LEVY (ISSUE#12)	LOCAL OPTION COLUMBUS 2-C (ISSUE #1b)
---	--	--	--	--------------------------------------	--	--	---------------------------------------

Vote For 1		Vote For 1		Vote For 1		Vote For 1		Vote For 1		Vote For 1		Vote For 1		Vote For 1	
F	A	F	A	F	A	F	A	F	A	F	A	F	A	Y	N
O	G	O	G	O	G	O	G	O	G	O	G	O	G	E	O
R	A	R	A	R	A	R	A	R	A	R	A	R	A	S	
	I		I		I		I		I		I		I		
	N		N		N		N		N		N		N		
	S		S		S		S		S		S		S		
	T		T		T		T		T		T		T		

																Precinct Public Count		
COLS 02	-C															89	35	124
																89	35	124
COLS 42	-D									3	1					3	1	38
										3	1					3	1	38
COLS 45	-H					3	3											26
COLS 45	-L					89	80											169
COLS 45	-M					113	125											238
						205	208											433
COLS 49	-E			23	6													30
				23	6													30
COLS 52	-F									16	11							65
COLS 52	-H									10	11							39
										26	22							104
COLS 53	-F											0	0					17
COLS 53	-G									6	1	32	29					69
COLS 53	-H									7	7							16
										13	8	32	29					102
COLS 54	-E									1	0							68
										1	0							68
COLS 60	-A											116	87					208
	-C											73	57					161
	-F											0	5					167
	-G											94	70					164
												283	219					700
COLS 61	-B									0	1							29
COLS 61	-D									0	0							99
										0	1							128

Primary/Special Election-May 8, 2001

Official Election Results

Propositions

VILLAGE OF RIVERLEA PROP TAX LEVY (REN) (ISSUE#6)	VILLAGE OF VALLEYVIEW PROP TAX LEVY (REP)(ISSUE#7)	HAMILTON TWP PROP TAX LEVY (REP&INC) (ISSUE#8)	CANAL WINCHESTER LSD PROP TAX LEVY (ISSUE#9)	PLAIN LSD PROP BOND ISSUE (ISSUE#10)	WESTERVILLE CSD PROP TAX LEVY (REP) (ISSUE#11)	WORTHINGTON CSD PROP TAX LEVY (ISSUE#12)	LOCAL OPTION COLUMBUS 2-C (ISSUE #1b)
---	--	--	--	--------------------------------------	--	--	---------------------------------------

Vote For 1		Vote For 1		Vote For 1		Vote For 1		Vote For 1		Vote For 1		Vote For 1		Vote For 1	
F	A	F	A	F	A	F	A	F	A	F	A	F	A	Y	N
O	G	O	G	O	G	O	G	O	G	O	G	O	A	E	O
R	I	R	I	R	I	R	I	R	I	R	I	R	I	S	
	N		N		N		N		N		N		S		
	S		S		S		S		S		T		T		
	T		T		T		T		T		T		T		

																Precinct Public Count
COLS 62	-A					12	8									20
	-B					23	14									40
	-C					36	50									87
	-D					48	32									81
	-E					39	36									76
	-F					20	26									56
	-G					39	22									78
	-H					43	48									93
	-I					45	37									85
						<u>305</u>	<u>273</u>									616
COLS 65	-A											150	73			223
	-B											168	55			223
	-C											149	86			236
	-D											81	54			135
	-E											158	102			260
	-F											114	48			162
	-G											200	116			316
	-H											41	27			69
												<u>1061</u>	<u>561</u>			1624
COLS 66	-A					0	1									31
	-B					8	6									32
	-C					32	48									86
	-D					22	24									68
	-E					97	17									156
	-F					14	20									62
						<u>173</u>	<u>116</u>									435
COLS 71	-A											125	83			208
	-B											54	59			115
	-C											33	17			50
	-D											79	46			127
	-E											56	44			100
	-F											132	130			262
	-G											53	76			129
	-H											133	106			240
	-I											55	38			94
	-J											78	43			122
	-K											148	96			244
	-L											92	61			158
												<u>1038</u>	<u>799</u>			1849

Primary/Special Election-May 8, 2001  
 Official Election Results  
 Propositions

	VILLAGE OF RIVERLEA PROP TAX LEVY (REN) (ISSUE#6)	VILLAGE OF VALLEYVIEW PROP TAX LEVY (REP)(ISSUE#7)	HAMILTON TWP PROP TAX LEVY (REP&INC) (ISSUE#8)	CANAL WINCHESTER LSD PROP TAX LEVY (ISSUE#9)	PLAIN LSD PROP BOND ISSUE (ISSUE#10)	WESTERVILLE CSD PROP TAX LEVY (REP) (ISSUE#11)	WORTHINGTON CSD PROP TAX LEVY (ISSUE#12)	LOCAL OPTION COLUMBUS 2-C (ISSUE #1b)	
	Vote For 1		Vote For 1		Vote For 1		Vote For 1		
	F O R	A G A I N S T	F O R	A G A I N S T	F O R	A G A I N S T	F O R	A G A I N S T	Y E S N O
COLS 72	-A						227	112	341
	-B						96	139	238
	-C						186	134	322
	-D						213	159	373
	-E						221	116	338
	-F						133	134	278
							<u>1076</u>	<u>794</u>	1890
COLS 73	-A				16	22	21	32	114
	-B						26	22	49
	-C						79	35	120
	-D						33	18	54
	-E						61	37	99
	-F						48	46	95
	-G				78	43	7	0	130
	-H				233	36			290
	-I				72	17			107
					<u>399</u>	<u>118</u>	<u>275</u>	<u>190</u>	1058
COLS 74	-A						134	98	234
							<u>134</u>	<u>98</u>	234
BLENDON	-A						21	46	67
	-B				0	0	18	41	59
	-C						29	42	71
	-D						39	28	67
	-E						36	42	78
	-F						33	59	92
	-G						37	48	85
					<u>0</u>	<u>0</u>	<u>213</u>	<u>306</u>	519
CAN WINCH	-A			276	334				610
	-B			81	171				252
	-C			113	173				286
	-D			52	95				147
				<u>522</u>	<u>773</u>				1295
HAMILTON	-A		67	51					118
	-B		52	34					86
	-C		46	58					104
	-D		81	47					128
			<u>246</u>	<u>190</u>					436

Precinct  
Public  
Count

Primary/Special Election-May 8, 2001  
 Official Election Results  
 Propositions

	VILLAGE OF RIVERLEA PROP TAX LEVY (REN) (ISSUE#6)		VILLAGE OF VALLEYVIEW PROP TAX LEVY (REP)(ISSUE#7)		HAMILTON TWP PROP TAX LEVY (REP&INC) (ISSUE#8)		CANAL WINCHESTER LSD PROP TAX LEVY (ISSUE#9)		PLAIN LSD PROP BOND ISSUE (ISSUE#10)		WESTERVILLE CSD PROP TAX LEVY (REP) (ISSUE#11)		WORTHINGTON CSD PROP TAX LEVY (ISSUE#12)		LOCAL OPTION COLUMBUS 2-C (ISSUE #1b)		Precinct Public Count
	Vote For 1	Vote For 1	Vote For 1	Vote For 1	Vote For 1	Vote For 1	Vote For 1	Vote For 1	Vote For 1	Vote For 1	Vote For 1	Vote For 1	Vote For 1	Vote For 1	Vote For 1	Vote For 1	
	F O R	A G A I N S T	F O R	A G A I N S T	F O R	A G A I N S T	F O R	A G A I N S T	F O R	A G A I N S T	F O R	A G A I N S T	F O R	A G A I N S T	Y E S	N O	
LOCKBOURNE					28	8											36
					28	8											36
MADISON	- A						50	85									135
							50	85									135
MINERVA PARK											73	118					191
											73	118					191
NEW ALBANY	- A								74	194							268
	- B								139	107							246
	- C								219	115							334
									432	416							848
OBETZ	- A				40	41											81
	- B				26	30											56
	- C				28	43											71
					94	114											208
PERRY	- A												186	161			347
	- B												136	190			326
	- D												212	215			427
													534	566			1100
PLAIN	- A								16	132							148
	- B								22	98	7	10					137
	- C								51	204							255
									89	434	7	10					540
RIVERLEA		135	46										89	92			183
		135	46										89	92			183
SHARON	- A										2	7	94	155			258
											2	7	94	155			258
VALLEYVIEW				121	106												227
				121	106												227
WESTV 1	- A										88	61					149
	- B										94	60					154
	- C										44	70					114
	- D										58	93					151
	- E										86	65					151
											370	349					719

Primary/Special Election-May 8, 2001  
 Official Election Results  
 Propositions

VILLAGE OF RIVERLEA PROP TAX LEVY (REN) (ISSUE#6)		VILLAGE OF VALLEYVIEW PROP TAX LEVY (REP)(ISSUE#7)		HAMILTON TWP PROP TAX LEVY (REP&INC) (ISSUE#8)		CANAL WINCHESTER LSD PROP TAX LEVY (ISSUE#9)		PLAIN LSD PROP BOND ISSUE (ISSUE#10)		WESTERVILLE CSD PROP TAX LEVY (REP) (ISSUE#11)		WORTHINGTON CSD PROP TAX LEVY (ISSUE#12)		LOCAL OPTION COLUMBUS 2-C (ISSUE #1b)	
Vote For 1		Vote For 1		Vote For 1		Vote For 1		Vote For 1		Vote For 1		Vote For 1		Vote For 1	
F O R	A G A I N S T	F O R	A G A I N S T	F O R	A G A I N S T	F O R	A G A I N S T	F O R	A G A I N S T	F O R	A G A I N S T	F O R	A G A I N S T	Y E S	N O

																Precinct Public Count
WESTV 2	-A									83	43					126
	-B									72	34					106
	-C									92	60					152
	-D									80	36					116
	-E									121	47					168
	-F									116	49					165
	-G									143	82					225
										707	351					1058
WESTV 3	-A									64	82					146
	-B									61	55					116
	-C									43	29					72
	-D									64	29					93
	-E									34	22					56
										266	217					483
WESTV 4	-A									110	47					157
	-B									79	59					138
	-C									112	49					161
	-D									115	65					180
										416	220					636
WESTV 5	-A									107	78					185
	-B									27	27					54
	-C									91	67					158
	-D									87	93					180
	-E									109	85					194
										421	350					771
WORTH 1	-A											143	204			347
	-B											216	162			378
	-C											158	187			345
	-D											148	69			217
												665	622			1287
WORTH 2	-A											162	174			336
	-B											130	148			278
	-C											146	116			262
												438	438			876

Primary/Special Election-May 8, 2001  
 Official Election Results  
 Propositions

	VILLAGE OF RIVERLEA PROP TAX LEVY (REN) (ISSUE#6)		VILLAGE OF VALLEYVIEW PROP TAX LEVY (REP)(ISSUE#7)		HAMILTON TWP PROP TAX LEVY (REP&INC) (ISSUE#8)		CANAL WINCHESTER LSD PROP TAX LEVY (ISSUE#9)		PLAIN LSD PROP BOND ISSUE (ISSUE#10)		WESTERVILLE CSD PROP TAX LEVY (REP) (ISSUE#11)		WORTHINGTON CSD PROP TAX LEVY (ISSUE#12)		LOCAL OPTION COLUMBUS 2-C (ISSUE #1b)		
	Vote For 1		Vote For 1		Vote For 1		Vote For 1		Vote For 1		Vote For 1		Vote For 1		Vote For 1		
	F O R	A G A I N S T	F O R	A G A I N S T	F O R	A G A I N S T	F O R	A G A I N S T	F O R	A G A I N S T	F O R	A G A I N S T	F O R	A G A I N S T	Y E S	N O	
WORTH 3													232	203		435	
-A													257	205		462	
-B													192	142		334	
-C													99	122		221	
-D													780	672		1452	
WORTH 4													82	153		235	
-A													121	143		264	
-B													132	155		287	
-C													75	92		167	
-D													410	543		953	
ABSENTEE	6	4	6	4	17	17	19	77	53	51	109	168	248	375	8	3	6281
DELAWARE COUNTY	6	4	6	4	17	17	19	77	53	51	109	168	248	375	8	3	6281
FAIRFIELD COUNTY							308	613				994	729				0
LICKING COUNTY							308	613				994	729				0
									1	1							0
									1	1							0
<b>Grand Total :</b>	141	50	127	110	408	335	1104	1756	974	1020	4374	3436	6882	5963	97	38	

Precinct  
Public  
Count



Primary/Special Election-May 8, 2001  
 Official Election Results  
 Propositions

VILLAGE OF RIVERLEA PROP TAX LEVY (REN) (ISSUE#6)		VILLAGE OF VALLEYVIEW PROP TAX LEVY (REP)(ISSUE#7)		HAMILTON TWP PROP TAX LEVY (REP&INC) (ISSUE#8)		CANAL WINCHESTER LSD PROP TAX LEVY (ISSUE#9)		PLAIN LSD PROP BOND ISSUE (ISSUE#10)		WESTERVILLE CSD PROP TAX LEVY (REP) (ISSUE#11)		WORTHINGTON CSD PROP TAX LEVY (ISSUE#12)		LOCAL OPTION COLUMBUS 2-C (ISSUE #1b)	
Vote For 1		Vote For 1		Vote For 1		Vote For 1		Vote For 1		Vote For 1		Vote For 1		Vote For 1	
F O R	A G A I N S T	F O R	A G A I N S T	F O R	A G A I N S T	F O R	A G A I N S T	F O R	A G A I N S T	F O R	A G A I N S T	F O R	A G A I N S T	Y E S	N O

Ward Recap

	F O R	A G A I N S T	F O R	A G A I N S T	F O R	A G A I N S T	F O R	A G A I N S T	F O R	A G A I N S T	F O R	A G A I N S T	F O R	A G A I N S T	Y E S	N O	Precinct Public Count
COLS 02																	124
COLS 42																	38
COLS 45																	433
COLS 49					23	6		205									30
COLS 52																	104
COLS 53																	102
COLS 54																	68
COLS 60																	700
COLS 61																	128
COLS 62																	616
COLS 65																	1624
COLS 66																	435
COLS 71																	1849
COLS 72																	1890
COLS 73																	1058
COLS 74																	234
BLENDON																	519
CAN WINCH																	1295
HAMILTON					246	190		522		773							436
LOCKBOURNE					28	8											36
MADISON								50		85							135
MINERVA PARK																	191
NEW ALBANY																	848
OBETZ					94	114				432	416						208
PERRY																	1100
PLAIN																	540
RIVERLEA	135	46								89	434	7	10				183
SHARON																	258
VALLEYVIEW					121	106											227
WESTV 1																	719
WESTV 2																	1058
WESTV 3																	483
WESTV 4																	636
WESTV 5																	771
WORTH 1																	1287
WORTH 2																	876
WORTH 3																	1452
WORTH 4																	953
ABSENTEE	6	4	6	4	17	17	19	77	53	51	109	168	248	375	8	3	6281
DELAWARE COUNTY																	0
FAIRFIELD COUNTY																	0
LICKING COUNTY																	0

Primary/Special Election-May 8, 2001  
 Official Election Results  
 Propositions

VILLAGE OF RIVERLEA PROP TAX LEVY (REN) (ISSUE#6)		VILLAGE OF VALLEYVIEW PROP TAX LEVY (REP)(ISSUE#7)		HAMILTON TWP PROP TAX LEVY (REP&INC) (ISSUE#8)		CANAL WINCHESTER LSD PROP TAX LEVY (ISSUE#9)		PLAIN LSD PROP BOND ISSUE (ISSUE#10)		WESTERVILLE CSD PROP TAX LEVY (REP) (ISSUE#11)		WORTHINGTON CSD PROP TAX LEVY (ISSUE#12)		LOCAL OPTION COLUMBUS 2-C (ISSUE #1b)	
Vote For 1		Vote For 1		Vote For 1		Vote For 1		Vote For 1		Vote For 1		Vote For 1		Vote For 1	
F O R	A G A I N S T	F O R	A G A I N S T	F O R	A G A I N S T	F O R	A G A I N S T	F O R	A G A I N S T	F O R	A G A I N S T	F O R	A G A I N S T	Y E S	N O
141	50	127	110	408	335	1104	1756	974	1020	4374	3436	6882	5963	97	38

Ward Recap

Precinct  
Public  
Count

Primary/Special Election-May 8, 2001  
 Official Election Results  
 Propositions

	LOCAL OPTION COLUMBUS 45-C (ISSUE #2b)		LOCAL OPTION COLUMBUS 50-D (ISSUE #3A)		LOCAL OPTION COLUMBUS 50-D (ISSUE #3b)		LOCAL OPTION COLUMBUS 55-C (ISSUE #4A)		DELAWARE JT VOC SCH DIST PROP TAX LEVY		OLENTANGY LSD PROP BOND ISSUE		LICKING CO JT VOC SCH DIST PROP BOND ISSUE		Precinct Public Count
	Y E S	N O	Y E S	N O	Y E S	N O	Y E S	N O	F O R	A G A I N S T	F O R	A G A I N S T	F O R	A G A I N S T	
COLS 45	- C	<u>22</u>	<u>39</u>												<u>61</u>
		22	39												61
COLS 46	- L												4	7	23
COLS 46	- M												9	11	21
													13	18	44
COLS 50	- D			<u>33</u>	<u>20</u>	<u>27</u>	<u>24</u>								<u>54</u>
				33	20	27	24								54
COLS 55	- C							<u>27</u>	<u>87</u>						<u>118</u>
								27	87						118
COLS 71	- L									<u>4</u>	<u>0</u>	<u>4</u>	<u>0</u>		<u>158</u>
										4	0	4	0		158
REYNS 2	- A												<u>2</u>	<u>14</u>	<u>105</u>
													2	14	105
ABSENTEE		<u>4</u>	<u>4</u>	<u>1</u>	<u>1</u>	<u>1</u>	<u>1</u>	<u>2</u>	<u>6</u>	<u>0</u>	<u>0</u>	<u>0</u>	<u>0</u>	<u>3</u>	<u>14</u>
		4	4	1	1	1	1	2	6	0	0	0	0	3	14
<b>Grand Total :</b>		<u>26</u>	<u>43</u>	<u>34</u>	<u>21</u>	<u>28</u>	<u>25</u>	<u>29</u>	<u>93</u>	<u>4</u>	<u>0</u>	<u>4</u>	<u>0</u>	<u>18</u>	<u>46</u>

Primary/Special Election-May 8, 2001  
 Official Election Results  
 Propositions

LOCAL OPTION COLUMBUS 45-C (ISSUE #2b)		LOCAL OPTION COLUMBUS 50-D (ISSUE #3A)		LOCAL OPTION COLUMBUS 50-D (ISSUE #3b)		LOCAL OPTION COLUMBUS 55-C (ISSUE #4A)		DELAWARE JT VOC SCH DIST PROP TAX LEVY		OLENTANGY LSD PROP BOND ISSUE		LICKING CO JT VOC SCH DIST PROP BOND ISSUE	
Vote For 1		Vote For 1		Vote For 1		Vote For 1		Vote For 1		Vote For 1		Vote For 1	
Y E S	N O	Y E S	N O	Y E S	N O	Y E S	N O	F O R	A G A I N S T	F O R	A G A I N S T	F O R	A G A I N S T
22	39												
		33	20	27	24							13	18
						27	87	4	0	4	0		
4	4	1	1	1	1	2	6	0	0	0	0	2	14
<u>26</u>	<u>43</u>	<u>34</u>	<u>21</u>	<u>28</u>	<u>25</u>	<u>29</u>	<u>93</u>	<u>4</u>	<u>0</u>	<u>4</u>	<u>0</u>	<u>18</u>	<u>46</u>

Ward Recap

COLS 45  
 COLS 46  
 COLS 50  
 COLS 55  
 COLS 71  
 REYNS 2  
 ABSENTEE

Precinct  
 Public  
 Count

61  
 44  
 54  
 118  
 158  
 105  
 6281

Primary/Special Election-May 8, 2001  
Official Election Results

---

VILLAGE OF RIVERLEA PROP TAX LEVY (REN) (ISSUE#6)

# 6 PROPOSED TAX LEVY (RENEWAL)

VILLAGE OF RIVERLEA

A Majority Affirmative Vote is Necessary for Passage.

A renewal of a tax for the benefit of the Village of Riverlea for the purpose of CURRENT EXPENSES at a rate not exceeding 4 mills for each one dollar of valuation, which amounts to \$0.40 for each one hundred dollars of valuation, for a period of five years, commencing in 2001, first due in the calendar year 2002.

---

VILLAGE OF VALLEYVIEW PROP TAX LEVY (REP)(ISSUE#7)

# 7 PROPOSED TAX LEVY (REPLACEMENT)

VILLAGE OF VALLEYVIEW

A Majority Affirmative Vote is Necessary for Passage.

A replacement of a tax for the benefit of the Village of Valleyview for the purpose of CURRENT EXPENSES at a rate not exceeding 7 mills for each one dollar of valuation, which amounts to \$0.70 for each one hundred dollars of valuation, for a period of five years, commencing in 2001, first due in the calendar year 2002.

---

HAMILTON TWP PROP TAX LEVY (REP&INC) (ISSUE#8)

# 8 PROPOSED TAX LEVY

(REPLACEMENT AND INCREASE)

HAMILTON TOWNSHIP

A Majority Affirmative Vote is Necessary for Passage.

A replacement of 2.25 mills of an existing levy and an increase of 0.25 mill, to constitute a tax for the benefit of Hamilton Township for the purpose of PROVIDING AND MAINTAINING FIRE APPARATUS, APPLIANCES, BUILDINGS, OR SITES THEREFOR, OR SOURCES OF WATER SUPPLY AND MATERIALS THEREFOR, OR THE ESTABLISHMENT AND MAINTENANCE OF LINES OF FIRE ALARM TELEGRAPH, OR THE PAYMENT OF PERMANENT, PART-TIME, OR VOLUNTEER FIREMEN OR FIRE FIGHTING COMPANIES TO OPERATE THE SAME, INCLUDING THE PAYMENT OF THE FIREFIGHTER EMPLOYER'S CONTRIBUTION REQUIRED UNDER SECTION 742.34 OF THE REVISED CODE, OR TO PURCHASE AMBULANCE EQUIPMENT, OR TO PROVIDE AMBULANCE OR EMERGENCY MEDICAL SERVICES OPERATED BY A FIRE DEPARTMENT OR FIRE FIGHTING COMPANY at a rate not exceeding 2.5 mills for each one dollar of valuation, which amounts to \$0.25 for each one hundred dollars of valuation, for a continuing period of time, commencing in 2001, first due in calendar year 2002.

---

CANAL WINCHESTER LSD PROP TAX LEVY (ISSUE#9)

# 9 PROPOSED TAX LEVY

CANAL WINCHESTER

LOCAL SCHOOL DISTRICT

A Majority Affirmative Vote is Necessary for Passage.

An additional tax for the benefit of the Canal Winchester Local School District for the purpose of CURRENT OPERATING EXPENSES at a rate not exceeding 9.9 mills for each one dollar of valuation, which amounts to \$0.99 for each one hundred dollars of valuation, for a period of five years, commencing in calendar year 2001, first due in calendar year 2002.

---

PLAIN LSD PROP BOND ISSUE (ISSUE#10)

# 10 PROPOSED BOND ISSUE

PLAIN LOCAL SCHOOL DISTRICT

A Majority Affirmative Vote is Necessary for Passage.

Shall bonds be issued by the Plain Local School District for the purpose of CONSTRUCTING, IMPROVING, FURNISHING AND EQUIPPING A NEW ELEMENTARY SCHOOL WITH RELATED SITE IMPROVEMENTS THERETO; CONSTRUCTING, EXPANDING AND IMPROVING ADDITIONS TO THE HIGH SCHOOL CAMPUS, INCLUDING BUILDING UPGRADES, FURNITURE, FIXTURES, AND EQUIPMENT; EXPANDING AND RENOVATING THE HIGH SCHOOL FOOTBALL STADIUM AND RELATED ATHLETIC FACILITIES; ACQUISITION OF REAL ESTATE, TECHNOLOGY, AND FIXED AND MOVABLE EQUIPMENT FOR DISTRICT-WIDE PURPOSES; AND OTHER VARIOUS DISTRICT-WIDE IMPROVEMENTS, TO ACCOMMODATE GROWTH IN STUDENT POPULATION, in the principal amount of \$38,388,000, to be repaid annually over a maximum period of 28 years, and an annual levy of property taxes be made outside the ten-mill limitation, estimated by the county auditor to average over the repayment period of the bond issue 5.16 mills for each one dollar of tax valuation, which amounts to \$0.516 for each one hundred dollars of tax valuation, commencing in 2001, first due in calendar year 2002, to pay the annual debt charges on the bonds, and to pay debt charges on any notes issued in anticipation of those bonds?

---

WESTERVILLE CSD PROP TAX LEVY (REP) (ISSUE#11)

# 11 PROPOSED TAX LEVY (REPLACEMENT)

WESTERVILLE CITY SCHOOL DISTRICT

A Majority Affirmative Vote is Necessary for Passage.

A replacement of a tax for the benefit of the Westerville City School District for the purpose of CURRENT EXPENSES at a rate not exceeding 9.2 mills for each one dollar of valuation, which amounts to \$0.92 for each one hundred dollars of valuation, for a period of two years, commencing in 2001, first due in calendar year 2002.

---

WORTHINGTON CSD PROP TAX LEVY (ISSUE#12)

# 12 PROPOSED TAX LEVY

WORTHINGTON CITY SCHOOL DISTRICT

A Majority Affirmative Vote is Necessary for Passage.

An additional tax for the benefit of the Worthington City School District for the purpose of CURRENT OPERATING EXPENSES at a rate not exceeding 6.29 mills for each one dollar of valuation, which amounts to \$0.629 for each one hundred dollars of valuation, for a continuing period of time commencing in calendar year 2001, first due in calendar year 2002.

---

LOCAL OPTION COLUMBUS 2-C (ISSUE #1b)

#1b SPECIAL ELECTION BY PETITION

Local Option Election

City of Columbus, Ward "2", Precinct "C"

A Majority Affirmative Vote is Necessary for Passage.

Shall the sale of intoxicating liquor be permitted for sale on Sunday by New World Restaurants, Inc. doing business as Barcelona Restaurant, an applicant for a D-6 liquor permit, who is engaged in the business of operating a full-service family style restaurant at 259-263 Whittier Street, Columbus, Ohio 43206 in this precinct?

---

LOCAL OPTION COLUMBUS 45-C (ISSUE #2b)

Primary/Special Election-May 8, 2001  
Official Election Results

#2b SPECIAL ELECTION BY PETITION

Local Option Election

City of Columbus, Ward "45", Precinct "C"

A Majority Affirmative Vote is Necessary for Passage.

Shall the sale of wine and mixed beverages be permitted for sale on Sunday by Sam's East, Inc., dba Sam's Club #6326, an applicant for a D-6 (Sunday sales) liquor permit, who is engaged in the business of operating a retail/grocery store/shopping club operation at 6300 Tussing Road, Columbus (Reynoldsburg post office), Ohio 43068 in this precinct?

---

LOCAL OPTION COLUMBUS 50-D (ISSUE #3A)

#3A SPECIAL ELECTION BY PETITION

Local Option Election

City of Columbus, Ward "50", Precinct "D"

A Majority Affirmative Vote is Necessary for Passage.

Shall the sale of beer, wine and mixed beverages be permitted by Thornton Oil Corporation doing business as Thornton Oil # 500, an applicant for C-1 and C-2 liquor permits, who is engaged in the business of operating a neighborhood retail convenience store at 3898 Alum Creek Drive, Columbus, Ohio 43207 in this precinct?

---

LOCAL OPTION COLUMBUS 50-D (ISSUE #3b)

#3b SPECIAL ELECTION BY PETITION

Local Option Election

City of Columbus, Ward "50", Precinct "D"

A Majority Affirmative Vote is Necessary for Passage.

Shall the sale of beer, wine and mixed beverages be permitted for sale on Sunday by Thornton Oil Corporation doing business as Thornton Oil # 500, an applicant for a D-6 liquor permit, who is engaged in the business of operating a neighborhood retail convenience store at 3898 Alum Creek Drive, Columbus, Ohio 43207 in this precinct?

---

LOCAL OPTION COLUMBUS 55-C (ISSUE #4A)

#4A SPECIAL ELECTION BY PETITION

Local Option Election

City of Columbus, Ward "55", Precinct "C"

A Majority Affirmative Vote is Necessary for Passage.

Shall the sale of beer, wine and mixed beverages be permitted by International, Inc., doing business as International Food & Dollar Store, an applicant for C1 and C2 liquor permits, who is engaged in the business of operating a neighborhood grocery and dollar store offering international foods at 1418 East Main Street, Columbus, Ohio 43205 in this precinct?

---

DELAWARE JT VOC SCH DIST PROP TAX LEVY

PROPOSED TAX LEVY

DELAWARE JOINT VOCATIONAL SCHOOL DISTRICT

A Majority Affirmative Vote is Necessary for Passage.

A additional tax for the benefit of the Delaware Joint Vocational School District for the purpose of IMPROVING, RENOVATING, REMODELING, ENLARGING, FURNISHING AND EQUIPPING SCHOOL BUILDINGS AND FACILITIES at a rate of 0.4 mill and CURRENT EXPENSES at a rate of 1.3 mills to constitute a tax at a rate not exceeding 1.7 mills for each one dollar of valuation, which amounts to \$0.17 for each one hundred dollars of valuation, for five years, commencing in 2001, first due in calendar year 2002.

---

OLENTANGY LSD PROP BOND ISSUE

PROPOSED BOND ISSUE

OLENTANGY LOCAL SCHOOL DISTRICT

A Majority Affirmative Vote is Necessary for Passage.

Shall bonds be issued by the Olentangy Local School District for the purpose of CONSTRUCTING, FURNISHING, AND EQUIPPING A NEW HIGH SCHOOL, NEW MIDDLE SCHOOL, A NEW BUS/MAINTENANCE FACILITY, ATHLETIC FIELDS, AND RENOVATION OF WEST WING OF CURRENT MIDDLE SCHOOL in the principal amount of \$73,170,000 to be repaid annually over a maximum period of 28 years, and an annual levy of property taxes be made outside the ten-mill limitation, estimated by the county auditor to average over the repayment period of the bond 3.1 mills for each one dollar of tax valuation, which amounts to \$0.31 for each one hundred dollars of tax valuation, commencing in 2001, first due in calendar year 2002, to pay the annual debt charges on the bonds, and to pay debt charges on any notes issued in anticipation of those bonds?

---

LICKING CO JT VOC SCH DIST PROP BOND ISSUE

PROPOSED BOND ISSUE

LICKING COUNTY JOINT VOCATIONAL SCHOOL DISTRICT

A Majority Affirmative Vote is Necessary for Passage.

Shall bonds be issued by the Licking County Joint Vocational School District for the purpose of CONSTRUCTING A NEW BUILDING AND CONSTRUCTING ADDITIONS TO AND RENOVATING AND IMPROVING EXISTING BUILDINGS AND FACILITIES, INCLUDING HEALTH AND SAFETY UPGRADES AND IMPROVING ACCESS FOR THE DISABLED; FURNISHING AND EQUIPPING THE SAME; LANDSCAPING AND IMPROVING THE SITES THEREOF, AND ACQUIRING LAND AND INTERESTS IN LAND AS NECESSARY IN CONNECTION THEREWITH in the principal amount of Twenty-Eight Million Dollars (\$28,000,000), to be repaid annually over a maximum period of twenty-eight (28) years, and an annual levy of property taxes be made outside the ten-mill limitation, estimated by the county auditor to average over the repayment period of the bond issue seven tenths (0.7) mill for each one dollar of tax valuation, which amounts to seven (7) cents for each one hundred dollars of tax valuation, commencing in 2001, first due in calendar year 2002, to pay the annual debt charges on the bonds, and to pay debt charges on any notes issued in anticipation of those bonds?