

- OFFICIAL RESULTS -  
GENERAL ELECTION - NOVEMBER 6, 2001  
FRANKLIN COUNTY, OHIO


ABSTRACT OF VOTES CAST AT THE GENERAL ELECTION  
HELD ON TUESDAY, NOVEMBER 6, 2001, IN FRANKLIN COUNTY, OHIO

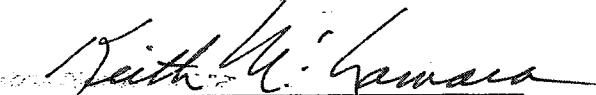
STATE OF OHIO


FRANKLIN COUNTY, SS:

WE DO HEREBY CERTIFY THE FOREGOING RESULTS AS THEY APPEAR BY THE OFFICIAL RETURNS OF THE PRECINCTS IN FRANKLIN COUNTY, STATE OF OHIO, DULY RETURNED TO, FILED, OPENED, CANVASSED, AND NOW ON FILE IN THE OFFICE OF THE FRANKLIN COUNTY BOARD OF ELECTIONS, CITY OF COLUMBUS, FRANKLIN COUNTY, STATE OF OHIO, OF THE GENERAL ELECTION HELD ON TUESDAY, NOVEMBER 6, 2001.


WITNESS OUR OFFICIAL SIGNATURES MADE IN THE OFFICE OF THE FRANKLIN COUNTY BOARD OF ELECTIONS, CITY OF COLUMBUS, FRANKLIN COUNTY, STATE OF OHIO, THIS 28<sup>th</sup> DAY OF NOVEMBER, 2001 A.D.

  
WILLIAM A. ANTHONY, JR., CHAIRMAN

  
KEITH MCNAMARA

  
EILEEN Y. PALEY

  
CAROLYN C. PETREE

ATTEST:   
GUY L. REECE, II, DIRECTOR

OFFICIAL RESULTS \* GENERAL ELECTION \* NOVEMBER 6, 2001  
FRANKLIN COUNTY, OHIO

Public Count: 157032

**\*\* OFFICES \*\***

<b>FRANKLIN CO MUNI CT JUDGE (FTC1-1-02)</b>		
	Pages: 1 - 31	
SCOTT VAN DER KARR	95,122	100.00%
<b>FRANKLIN CO MUNI CT JUDGE (FTC1-2-02)</b>		
	Pages: 1 - 31	
STEVEN B. HAYES	103,566	100.00%
<b>FRANKLIN CO MUNI CT JUDGE (FTC1-3-02)</b>		
	Pages: 1 - 31	
BLYTHE MELISSA BETHEL	55,634	44.26%
JAMES E. GREEN	70,058	55.74%
<b>COLUMBUS AUDITOR</b>		
	Pages: 1 - 31	
HUGH J. DORRIAN	46,163	63.74%
JEFF SNYDER	26,261	36.26%
<b>COLUMBUS CITY ATTORNEY</b>		
	Pages: 1 - 31	
KIM A. BROWNE	23,774	30.42%
JANET E. JACKSON	54,389	69.58%
<b>COLUMBUS MEM OF COUNCIL</b>		
	Pages: 32 - 50	
KEVIN L. BOYCE	45,972	20.95%
SALLIE GIBSON	23,092	10.52%
STU HARRIS	31,670	14.43%
CORNELL MCCLEARY	18,726	8.53%
MARYELLEN O'SHAUGHNESSY	50,983	23.24%
RICHARD W. SENSENBRENNER	47,781	21.78%
Write-In	1,198	0.55%
<b>BEXLEY AUDITOR</b>		
	Pages: 32 - 50	
GARY W. QUALMANN	2,240	100.00%
<b>BEXLEY MEM OF COUNCIL</b>		
	Pages: 32 - 50	
MICHAEL T. EPSTEIN	1,772	22.33%
MATT LAMPKE	2,018	25.43%
JED MORISON	1,863	23.48%
RICK WEBER	2,281	28.75%
<b>DUBLIN MEM OF COUNCIL WARD 1</b>		
	Pages: 32 - 50	
ALAN E. AMSTUTZ	300	29.73%
CATHY A. BORING	709	70.27%

<b>DUBLIN MEM OF COUNCIL WARD 2</b>		
	Pages: 51 - 53	
AMY SALAY	621	100.00%
<b>DUBLIN MEM OF COUNCIL WARD 3</b>		
	Pages: 51 - 53	
PAUL DUMOUCHELLE	522	39.52%
JOHN G. REINER	799	60.48%
<b>DUBLIN MEM OF COUNCIL WARD 4</b>		
	Pages: 51 - 53	
BOB ADAMEK	465	39.85%
ELIZABETH E. GEHLE	117	10.03%
TIM LECKLIDER	585	50.13%
<b>GAHANNA MEM OF COUNCIL WARD 1</b>		
	Pages: 51 - 53	
JOHN MCALISTER	609	57.13%
MICHAEL F. SCHIRTZINGER	457	42.87%
<b>GAHANNA MEM OF COUNCIL WARD 2</b>		
	Pages: 51 - 53	
ROBERT W. KELLEY	553	60.84%
DONALD R. SHEPHERD	356	39.16%
<b>GAHANNA MEM OF COUNCIL WARD 3</b>		
	Pages: 51 - 53	
BECKY MILLER STINCHCOMB	0	0.00%
Write-In	81	100.00%
<b>GAHANNA MEM OF COUNCIL WARD 4</b>		
	Pages: 51 - 53	
JACK KIRKPATRICK	629	39.89%
DEBRA A. PAYNE	948	60.11%
<b>GRANDVIEW HEIGHTS MEM OF COUNCIL</b>		
	Pages: 54 - 55	
KELLEY ANN FINAN	983	14.67%
OMAR GANOOM	720	10.75%
DAVID JACKSON	931	13.90%
BILL LAWHEAD	649	9.69%
NANCY JO PARKER	601	8.97%
FRANK SLEZAK	592	8.84%
DANIEL SMITH	827	12.35%
STEVE VON JASINSKI	654	9.76%
Write-In <i>PANZERA</i>	742	11.08%
<b>GROVE CITY MEM OF COUNCIL-AT-LG</b>		
	Pages: 54 - 55	
WARREN E. GARD	1,965	48.09%
WILLIAM E. SAXTON	2,121	51.91%

OFFICIAL RESULTS \* GENERAL ELECTION \* NOVEMBER 6, 2001  
FRANKLIN COUNTY, OHIO

Public Count: 157032

**GROVE CITY MEM OF COUNCIL WARD 1** Pages: 54 - 55

VAUGHN E. RADI	361	55.37%
RANDY SEYMOUR	291	44.63%

**GROVE CITY MEM OF COUNCIL WARD 3** Pages: 54 - 55

STEVEN M. BENNETT	889	44.03%
ROBERT S. HATLEY	1,130	55.97%

**HILLIARD MEM OF COUNCIL (FT)** Pages: 56 - 58

SUSAN BOGAN (REP)	2,294	22.65%
MIKE COPE (REP)	2,097	20.70%
KIRK HERATH (REP)	2,055	20.29%
SKY STARGEL	1,472	14.53%
J. WILLIAM UTTLEY, III (REP)	2,212	21.84%

**HILLIARD MEM OF COUNCIL (UTE1-5-04)** Pages: 56 - 58

DON SCHONHARDT (REP)	2,504	100.00%
----------------------	-------	---------

**REYNOLDSBURG AUDITOR** Pages: 56 - 58

HOWARD WHITNEY (REP)	3,291	100.00%
----------------------	-------	---------

**REYNOLDSBURG MEM OF COUNCIL-AT-LG** Pages: 56 - 58

LANE J. BEOUGHER (REP)	2,107	19.93%
JOHN DUGAN	1,813	17.15%
WILLIAM L. HILLS (REP)	2,214	20.94%
RON STAKE (REP)	2,358	22.30%
PRESTON STEARNS (DEM)	2,081	19.68%

**UPPER ARLINGTON MEM OF COUNCIL** Pages: 59 - 62

JEFFREY A. KURZ	6,683	24.38%
LINDA J. MAUGER	7,120	25.97%
CLARK P. PRITCHETT, JR.	6,933	25.29%
JAMES R. WINFREE	6,675	24.35%

**WESTERVILLE MEM OF COUNCIL** Pages: 59 - 62

ANNE GONZALES	4,705	25.26%
MICHAEL HEYECK	4,844	26.01%
BILL HIGHFIELD	4,756	25.54%
TERRY L. WINEBRENNER	4,319	23.19%

**WHITEHALL MEM OF COUNCIL WARD 1** Pages: 59 - 62

CHRIS R. RODRIGUEZ	257	61.48%
--------------------	-----	--------

JACQUELYN K. THOMPSON	161	38.52%
-----------------------	-----	--------

**WHITEHALL MEM OF COUNCIL WARD 2** Pages: 59 - 62

BRIAN JAY	166	36.56%
WALTER J. SURAL	288	63.44%

**WHITEHALL MEM OF COUNCIL WARD 3** Pages: 59 - 62

LEO KNOBLAUCH	290	49.15%
TOM POTTER	300	50.85%

**WHITEHALL MEM OF COUNCIL WARD 4** Pages: 59 - 62

STACEY HASSON	253	67.47%
MARTY NELSON	122	32.53%

**WORTHINGTON MEM OF COUNCIL** Pages: 63 - 64

G. COURTNEY CHAPMAN	2,981	17.27%
THOMAS W. DIETRICH	3,156	18.29%
MIKE DUFFEY	2,661	15.42%
LOU GOOREY	3,128	18.13%
DOUGLAS J. HOLMES	3,221	18.66%
DOUG TALBOTT	2,110	12.23%

**BRICE MEM OF COUNCIL** Pages: 63 - 64

ADA L. COMPTON	16	25.40%
LEWIS E. COMPTON, SR.	17	26.98%
KENNETH A. EVANS	15	23.81%
CHRISTINA S. LONBERGER	15	23.81%

**CANAL WINCHESTER MEM OF COUNCIL** Pages: 63 - 64

JOHN E. BENDER	1,134	27.38%
RICK DEEDS	1,013	24.46%
BOBBIE MERSHON	982	23.71%
FRANCES S. STEUBE	1,012	24.44%

**GROVEPORT MEM OF COUNCIL** Pages: 65 - 66

DONNA STRUCKMAN DRURY	432	24.45%
DAN KNODE	425	24.05%
ED RAREY	504	28.52%
JIM STAEBLER	406	22.98%

**HARRISBURG MEM OF COUNCIL** Pages: 65 - 66

DONALD A. GIBSON	46	52.87%
------------------	----	--------

OFFICIAL RESULTS \* GENERAL ELECTION \* NOVEMBER 6, 2001  
FRANKLIN COUNTY, OHIO

Public Count: 157032

KENT L. WHEELER	41	47.13%
<b>LOCKBOURNE MEM OF COUNCIL</b> Pages: 65 - 66		
STEVEN BOOTHE	46	19.74%
MIKE CHEADLE	41	17.60%
RALPH S. COON	32	13.73%
JOHN C. MCJUNKIN	27	11.59%
RICHARD R. MOORE, SR.	43	18.45%
THEODORE L. WALKER	44	18.88%
<b>MARBLE CLIFF MEM OF COUNCIL</b> Pages: 67 - 68		
MATTHEW P. CINCIONE	105	15.13%
ANNE JEWEL	135	19.45%
JEFFREY A. KING	100	14.41%
LYNDA MURRAY	137	19.74%
DAVID ROARK	121	17.44%
JAMES E. SAVAGE	96	13.83%
<b>MINERVA PARK MEM OF COUNCIL</b> Pages: 67 - 68		
PAMELA PARK-CURRY	328	100.00%
<b>NEW ALBANY MEM OF COUN (FT)</b> Pages: 67 - 68		
NANCY I. FERGUSON	838	26.18%
GLYDE A. MARSH	784	24.49%
MIKE MOTT	806	25.18%
THOMAS N. TANEFF	773	24.15%
<b>NEW ALBANY MEM OF COUN (UTE12-31-03)</b> Pages: 67 - 68		
STEVE PLEASNICK	868	100.00%
<b>NEW ROME MAYOR (UTE12-31-03)</b> Pages: 67 - 68		
JAMES W. MUELLER, JR.	6	100.00%
<b>OBETZ MEM OF COUNCIL</b> Pages: 69 - 70		
JERRY BROWN	395	17.51%
SHEILA HENDERSON	321	14.23%
BONNIE HOLBROOK	286	12.68%
KELLY R. MULLINS	269	11.92%
KANDI PULLEY	296	13.12%
ESTHER M. RINEHART	295	13.08%
JAMES R. TRIPLETT	394	17.46%

<b>RIVERLEA MEM OF COUNCIL</b> Pages: 69 - 70		
MARY JO CUSACK	181	26.74%
REGINALD M. DAVIS	163	24.08%
DAVID MOORE	169	24.96%
JOHN A. SCHAER	164	24.22%
<b>URBANCREST MEM OF COUNCIL</b> Pages: 69 - 70		
DEBORAH LARKINS JACKSON	43	21.18%
SONJIA L. MITCHELL	64	31.53%
SHAWN COLEMAN MOORE	72	35.47%
Write-In	24	11.82%
<b>VALLEYVIEW MEM OF COUNCIL</b> Pages: 71 - 72		
LARRY BLAKE	49	5.58%
CHRISTOPHER J. DAVIS	25	2.85%
C. DENNIS EADDY	124	14.12%
RAYLENE GRAVES	131	14.92%
JACK B. MORGAN	117	13.33%
JUDY A. O'BRIEN	104	11.85%
RICHARD SHUSTER	42	4.78%
WILLIAM A. SIMS	22	2.51%
CRAIG C. SMITH	74	8.43%
IRENE WHITE	123	14.01%
Write-In	67	7.63%
<b>BLENDON TOWNSHIP TRUSTEE</b> Pages: 73 - 74		
KEVIN BACON	1,053	34.57%
BILL BATES	621	20.39%
ROBERT G. BECHTEL	144	4.73%
DON COBLE	266	8.73%
CHRISTINA L. COX	428	14.05%
JOSEPH A. HACKNEY	347	11.39%
PAUL HANLY	159	5.22%
Write-In	28	0.92%
<b>BROWN TOWNSHIP TRUSTEE</b> Pages: 73 - 74		
GARY L. DEVER	313	51.99%
RONALD A. WILLIAMS	289	48.01%
<b>CLINTON TOWNSHIP TRUSTEE</b> Pages: 73 - 74		
FREDERICK W. STIGERS	280	48.78%
LARRY WILKES	294	51.22%

OFFICIAL RESULTS \* GENERAL ELECTION \* NOVEMBER 6, 2001  
FRANKLIN COUNTY, OHIO

Public Count: 157032

<b>FRANKLIN TOWNSHIP TRUSTEE</b> <b>Pages: 73 - 74</b>			JOHN A. BRANDT	764	22.85%
CHERYL D. SCHRACK	610	47.40%	DONALD R. SHOEMAKER	982	29.37%
EDWARD W. SEEGER	608	47.24%	<b>PLEASANT TOWNSHIP TRUSTEE</b> <b>Pages: 79 - 81</b>		
Write-In	69	5.36%	WALTER KREBS	676	32.64%
<b>HAMILTON TOWNSHIP TRUSTEE</b> <b>Pages: 75 - 78</b>			CONNIE SWISHER	433	20.91%
SHANNON BUSH	678	25.35%	HAROLD H. WEBER, JR.	193	9.32%
CHRIS HANN	951	35.55%	DALE WORTHINGTON	708	34.19%
JERRY L. HICKS	321	12.00%	Write-In	61	2.95%
EUNICE MCMULLEN	185	6.92%	<b>PRAIRIE TOWNSHIP TRUSTEE</b> <b>Pages: 82 - 87</b>		
ROGER STIMPFLER	540	20.19%	JOHN W. HART	883	23.08%
<b>JACKSON TOWNSHIP TRUSTEE</b> <b>Pages: 75 - 78</b>			TERESA P. KELLER	1,304	34.09%
DAVID BURRIS	3,121	48.38%	JOE WHARTON	897	23.45%
BILL LOTZ	3,330	51.62%	LARRY WORTHINGTON	741	19.37%
<b>JEFFERSON TOWNSHIP TRUSTEE</b> <b>Pages: 75 - 78</b>			<b>SHARON TOWNSHIP TRUSTEE</b> <b>Pages: 82 - 87</b>		
DONNA FINN	544	48.23%	MARK K. ALLEN	2,054	26.22%
MAT FLANAGAN	584	51.77%	DAVID L. BACHELOR	3,042	38.84%
<b>MADISON TOWNSHIP TRUSTEE</b> <b>Pages: 75 - 78</b>			PAUL R. INSLEY	2,737	34.94%
SARA L. CONVILLE	1,297	17.76%	<b>TRURO TOWNSHIP TRUSTEE</b> <b>Pages: 82 - 87</b>		
BOB GARVIN	1,686	23.09%	TERRY NICODEMUS	2,125	37.54%
JIM HUMMEL	1,998	27.37%	TOM PITCHFORD	1,410	24.91%
DENNIS WHITE	2,320	31.78%	BARB STRUSSION	2,125	37.54%
<b>MIFFLIN TOWNSHIP TRUSTEE</b> <b>Pages: 75 - 78</b>			<b>WASHINGTON TOWNSHIP TRUSTEE</b> <b>Pages: 82 - 87</b>		
JOSEPH F. SPANOVICH	2,781	47.84%	JAN ANTONOPOLOS	2,745	51.17%
JACK L. STEWART	3,032	52.16%	MICHAEL H. KEENAN	2,619	48.83%
<b>NORWICH TOWNSHIP TRUSTEE</b> <b>Pages: 79 - 81</b>			<b>FRANK CO MEM OF GOV BD OF ED SERV CTR</b> <b>Pages: 82 - 87</b>		
CHARLES WILLIAM BUCK	2,982	53.58%	JOYCE L. GALBRAITH	6,408	35.43%
DURLAND WORKMAN	2,584	46.42%	ROBIN REID-PLEASNICK	5,587	30.89%
<b>PERRY TOWNSHIP TRUSTEE</b> <b>Pages: 79 - 81</b>			MARY E. WHITE	6,092	33.68%
BARBARA J. DIMOND	505	20.33%	<b>BEXLEY CSD MEM OF BD OF ED</b> <b>Pages: 88 - 89</b>		
ROBERT E. MYERS	879	35.39%	STEVEN J. GROSSMAN	2,086	26.29%
JAMES M. ROPER	1,100	44.28%	DIANE PETERSON	2,059	25.95%
<b>PLAIN TOWNSHIP TRUSTEE</b> <b>Pages: 79 - 81</b>			CRYSTAL K. SALT	1,791	22.57%
DONALD W. BALLARD	610	18.24%	ANDY SUTTER	1,998	25.18%
JANIS K. BOBB	988	29.55%	<b>CANAL WINCH LSD MEM OF BD OF ED (FT)</b> <b>Pages: 88 - 89</b>		

OFFICIAL RESULTS \* GENERAL ELECTION \* NOVEMBER 6, 2001  
FRANKLIN COUNTY, OHIO

Public Count: 157032

CHUCK MILLER	1,832	32.15%
STAN SMITH	1,680	29.48%
DEBRA JACKSON WAITES	1,736	30.46%
Write-In	451	7.91%

<b>CANAL WINCH LSD MEM OF BD OF ED (UT)</b>	<b>Pages: 88 - 89</b>	
Write-In	519	100.00%

<b>COLUMBUS CSD MEM OF BD OF ED (FT)</b>	<b>Pages: 90 - 108</b>	
ANDY BOWERS	19,106	13.27%
BILL BUCKEL	11,158	7.75%
BETTY M. DRUMMOND	28,334	19.68%
ANDREW GINTHER	23,352	16.22%
LORETTA HEARD	21,615	15.01%
RUTH MCNEIL	18,602	12.92%
KEVIN-JAMAL MUHAMMAD	12,616	8.76%
TIMOTHY STARR	9,226	6.41%

<b>COLUMBUS CSD MEM OF BD OF ED (UT)</b>	<b>Pages: 90 - 108</b>	
JEFF CABOT	29,367	59.08%
AL WARNER	20,340	40.92%

<b>DUBLIN CSD MEM OF BD OF ED</b>	<b>Pages: 90 - 108</b>	
JULIE BEST	3,749	19.43%
PAT FRIEDRICH	1,358	7.04%
TOM FRIES	4,123	21.37%
MARGY GOOCH	3,439	17.83%
DANIEL NOREEN	3,436	17.81%
ERIC P. ROY	3,186	16.52%

<b>GAHANNA-JEFFERSON CSD MEM OF BD OF ED</b>	<b>Pages: 109 - 112</b>	
MARLENE MAK EADER	3,536	28.03%
KEVIN S. HAIRSTON	2,868	22.73%
RYAN P. JOLLEY	2,880	22.83%
CLARICE J. YODER	3,332	26.41%

<b>GRANDVIEW HEIGHTS CSD MEM OF BD OF ED</b>	<b>Pages: 109 - 112</b>	
STEVE BURIGANA	1,064	20.02%
BRIAN COOK	1,265	23.80%
ANITA J. KELLER	1,134	21.34%
SUZANNE MCLEOD	1,385	26.06%
NORMA J. KOUTZ WALLACE	467	8.79%

<b>GROVEPORT MADISON LSD MEM OF BD OF ED</b>	<b>Pages: 109 - 112</b>	
TERI K. ALLEN	1,757	16.91%
JAMES M. BARNETT	2,296	22.10%
RICHARD MARTIN	1,458	14.03%
ROBERT HOLDEN PALEY	2,278	21.92%
LYNN RILEY	2,601	25.03%

<b>HAMILTON LSD MEM OF BD OF ED</b>	<b>Pages: 113 - 117</b>	
RANDAL RUPPERT	851	44.18%
DAVID L. SCHUTTE	1,010	52.44%
Write-In	65	3.37%

<b>HILLIARD CSD MEM OF BD OF ED</b>	<b>Pages: 113 - 117</b>	
DENISE BOBBITT	4,875	26.72%
THOMAS F. CALHOON	4,542	24.90%
LIBBY V. GIERACH	4,472	24.51%
DOUG MAGGIED	4,354	23.87%
WILLIAM A. MERCIER	0	0.00%

<b>PLAIN LSD MEM OF BD OF ED</b>	<b>Pages: 113 - 117</b>	
ROBERT BALCHICK	970	12.94%
JULIE DIJULLO	1,141	15.22%
DIANE GOEDEKING	1,407	18.77%
PETER Z. HORVATH	1,497	19.97%
JENNIFER LOPEZ	1,144	15.26%
ANNETTE LUSENHOP	1,336	17.83%

<b>REYNOLDSBURG CSD MEM OF BD OF ED</b>	<b>Pages: 118 - 124</b>	
CHERYL MAX	2,979	34.20%
ANDREW J. SWOPE	3,003	34.47%
HARRY W. ZEUNE	2,729	31.33%

<b>SOUTH-WESTERN CSD MEM OF BD OF ED</b>	<b>Pages: 118 - 124</b>	
BETH A. CONGROVE	7,179	26.46%
CATHY JOHNSON	7,415	27.33%
WILLIAM G. MCCARTY	6,243	23.01%
KRISTA STASTYSHYN	6,299	23.21%

<b>UPPER ARLINGTON CSD MEM OF BD OF ED</b>	<b>Pages: 118 - 124</b>	
BOB ARKIN	4,215	22.07%
JIM FISHER	3,426	17.94%
BRENDA GERHARDT	2,138	11.20%

OFFICIAL RESULTS \* GENERAL ELECTION \* NOVEMBER 6, 2001  
FRANKLIN COUNTY, OHIO

Public Count: 157032

LINDA JONES	3,212	16.82%
MARGIE PIZZUTI	5,088	26.65%
JOSEPH T. SPENCLEY, JR.	1,015	5.32%

**WESTERVILLE CSD MEM OF BD OF ED** Pages: 125 - 129

KATHLEEN J. COCUZZI	4,980	15.82%
MICHAEL L. COLLINS	5,601	17.79%
LYNNE DUNDON	3,040	9.65%
ANGELA GILLETT	3,186	10.12%
KEVIN HOFFMAN	5,201	16.52%
DAN HOLMES	2,868	9.11%
NANCY NESTOR-BAKER	6,611	21.00%
Write-In	0	0.00%

**WHITEHALL CSD MEM OF BD OF ED** Pages: 125 - 129

WALTER S. ARMES	1,232	33.54%
DARLENE JESSUP	1,281	34.88%
KIM MAGGARD	1,160	31.58%

**WORTHINGTON CSD MEM OF BD OF ED** Pages: 130 - 132

JENNIFER HITT BEST	8,167	18.83%
DAVID A. BRESSMAN	7,409	17.09%
CAROL HASBROUCK	8,759	20.20%
PETER MACKENZIE	3,124	7.20%
MARC SCHARE	4,593	10.59%
CAL TAYLOR	5,119	11.81%
JIM TIMKO	6,190	14.28%
ARTHUR L. WHITE	0	0.00%

**DEL/UN CO MEM OF GOV BD OF ED SERV CTR** Pages: 130 - 132

EDWARD A. BISCHOFF	3	30.00%
R. GENE WILEY	4	40.00%
THOMAS ZIMMERMAN	3	30.00%

**OLENTANGY LSD MEM OF BD OF ED** Pages: 130 - 132

CARRIE KAELEN	2	28.57%
ANDREW W. KERR	2	28.57%
TERI R. MEIDER	3	42.86%

**PICKERINGTON MEM OF COUNCIL** Pages: 133 - 134

CRAIG G. MAXEY	7	16.67%
JEFFREY W. MONEBRAKE	10	23.81%

DOUGLAS A. PARKER	8	19.05%
DAVID SHAVER	8	19.05%
WILLIAM W. WRIGHT	5	11.90%
Write-In	4	9.52%

**LITHOPOLIS MEM OF COUNCIL** Pages: 133 - 134

VINCENT ARGOBRIGHT	0	0.00%
LINDA DEEM	0	0.00%
LINDSAY DEEM	0	0.00%
CHARLES FINKS, JR.	0	0.00%
ERIC SANDINE	0	0.00%

**FAIR-D CO MEM OF GOV BD OF ED SERV CTR** Pages: 133 - 134

FRANCIS BOPE	10	17.54%
LANCE R. GROVE	13	22.81%
GENE N. HOUSER	17	29.82%
CLYDE R. MONTGOMERY, JR.	17	29.82%

**PICKERINGTON LSD MEM OF BD OF ED** Pages: 135 - 136

JAMES R. BRINK	10	11.36%
JOHN MAURER	18	20.45%
WES MONHOLLEN	11	12.50%
GAIL E. OAKES	16	18.18%
BILL POWERS	14	15.91%
LORI A. SANDERS	19	21.59%

**LICK-G CO MEM OF GOV BD OF ED SERV CTR** Pages: 135 - 136

BARBARA LANTHORN	161	34.77%
FREDDIE LATELLA	140	30.24%
DEAN A. RAMSEY	162	34.99%

**LICKING HEIGHTS LSD MEM OF BD OF ED** Pages: 135 - 136

VICKI GOLDEN	144	27.59%
GEORGE H. PENDEXTER	102	19.54%
RUDY SHAFFER	119	22.80%
TERRY SHOOK	157	30.08%

**MAD-CH CO MEM GV BOE SRV CTR(AT-LG4YR)** Pages: 135 - 136

R. BART WARD	31	100.00%
--------------	----	---------

**MAD-CH CO MEM GV BOE SRV CTR (4YR)** Pages: 137 - 138

DAVID H. EBERHART	34	100.00%
-------------------	----	---------

OFFICIAL RESULTS \* GENERAL ELECTION \* NOVEMBER 6, 2001  
FRANKLIN COUNTY, OHIO

Public Count: 157032

<b>JONATHAN ALDER LSD MEM OF BD OF ED</b>			<b>Pages: 137 - 138</b>
JOHN EDWARD ADAMS, II	1	16.67%	
THRESA L. ADAMS	0	0.00%	
ROBERT S. BATES	1	16.67%	
LINDA BEACHY	2	33.33%	
DIANN T. MCMILLEN	1	16.67%	
JOYCE F. SCHROCK	1	16.67%	

<b>MADISON PLAINS LSD MEM OF BD OF ED</b>			<b>Pages: 137 - 138</b>
LOWELL G. ANDERSON	19	20.00%	
ANGELA ISAACS	21	22.11%	
BLENDA JAMES	24	25.26%	
ROBERT KUEHNLE	21	22.11%	
BOB D. MULLINS	10	10.53%	

<b>PICK-Y CO MEM OF GOV BD OF ED SERV CTR</b>			<b>Pages: 137 - 138</b>
HAROLD E. LINDSEY	1	33.33%	
BETTY L. STICKEL	1	33.33%	
DONALD STROUS	1	33.33%	

<b>TEAYS VALLEY LSD MEM OF BD OF ED</b>			<b>Pages: 139 - 140</b>
MARK A. LEATHERWOOD	1	50.00%	
CHARLES D. MORRISON	0	0.00%	
MARGARET E. PERRILL	1	50.00%	

**\*\* QUESTIONS AND ISSUES \*\***

<b>FRANK CO MEN RET TX LVY (REP)(ISSUE#1)</b>			<b>Pages: 141 - 171</b>
FOR	105,994	71.34%	
AGAINST	42,587	28.66%	

<b>BEXLEY PROP CHARTER AMEND (ISSUE#14)</b>			<b>Pages: 141 - 171</b>
YES	2,609	84.19%	
NO	490	15.81%	

<b>BEXLEY PROP CHARTER AMEND (ISSUE#15)</b>			<b>Pages: 141 - 171</b>
YES	2,673	88.63%	
NO	343	11.37%	

<b>BEXLEY PROP CHARTER AMEND (ISSUE#16)</b>			<b>Pages: 141 - 171</b>
YES	2,691	87.31%	
NO	391	12.69%	

<b>BEXLEY PROP CHARTER AMEND (ISSUE#17)</b>			<b>Pages: 141 - 171</b>
YES	2,515	84.68%	
NO	455	15.32%	

<b>BEXLEY PROP CHARTER AMEND (ISSUE#18)</b>			<b>Pages: 141 - 171</b>
YES	2,475	86.99%	
NO	370	13.01%	

<b>BEXLEY PROP CHARTER AMEND (ISSUE#19)</b>			<b>Pages: 141 - 171</b>
YES	2,581	89.87%	
NO	291	10.13%	

<b>BEXLEY PROP CHARTER AMEND (ISSUE#20)</b>			<b>Pages: 141 - 171</b>
YES	1,849	64.70%	
NO	1,009	35.30%	

<b>BEXLEY PROP CHARTER AMEND (ISSUE#21)</b>			<b>Pages: 172 - 174</b>
YES	2,250	79.65%	
NO	575	20.35%	

<b>BEXLEY PROP CHARTER AMEND (ISSUE#22)</b>			<b>Pages: 172 - 174</b>
YES	2,438	85.16%	
NO	425	14.84%	

<b>BEXLEY PROP CHARTER AMEND (ISSUE#23)</b>			<b>Pages: 172 - 174</b>
YES	1,971	76.51%	
NO	605	23.49%	

<b>BEXLEY PROP CHARTER AMEND (ISSUE#24)</b>			<b>Pages: 172 - 174</b>
YES	2,201	79.60%	
NO	564	20.40%	

<b>BEXLEY PROP CHARTER AMEND (ISSUE#25)</b>			<b>Pages: 172 - 174</b>
YES	2,516	89.03%	
NO	310	10.97%	

<b>BEXLEY PROP ORDINANCE (ISSUE#26)</b>			<b>Pages: 172 - 174</b>
YES	2,380	81.04%	
NO	557	18.96%	

<b>GAHANNA PROP CHARTER AMEND (ISSUE#27)</b>			<b>Pages: 172 - 174</b>
YES	3,706	80.55%	



OFFICIAL RESULTS \* GENERAL ELECTION \* NOVEMBER 6, 2001  
FRANKLIN COUNTY, OHIO

Public Count: 157032

NO	895	19.45%
<b>GAHANNA PROP CHARTER AMEND (ISSUE#28) Pages: 172 - 174</b>		
YES	2,197	47.36%
NO	2,442	52.64%
<b>GAHANNA PROP CHARTER AMEND (ISSUE#29) Pages: 175 - 177</b>		
YES	3,981	86.81%
NO	605	13.19%
<b>GAHANNA PROP CHARTER AMEND (ISSUE#30) Pages: 175 - 177</b>		
YES	3,050	67.42%
NO	1,474	32.58%
<b>GAHANNA PROP CHARTER AMEND (ISSUE#31) Pages: 175 - 177</b>		
YES	3,144	68.01%
NO	1,479	31.99%
<b>GAHANNA PROP CHARTER AMEND (ISSUE#32) Pages: 175 - 177</b>		
YES	2,740	59.93%
NO	1,832	40.07%
<b>GAHANNA PROP CHARTER AMEND (ISSUE#33) Pages: 175 - 177</b>		
YES	3,914	84.98%
NO	692	15.02%
<b>REYNOLDSBURG PROP ORDINANCE (ISSUE#34) Pages: 175 - 177</b>		
YES	2,720	64.26%
NO	1,513	35.74%
<b>REYNOLDSBURG PROP ORDINANCE (ISSUE#35) Pages: 175 - 177</b>		
YES	2,703	64.02%
NO	1,519	35.98%
<b>MINERVA PK PROP TX LVY (REN)(ISSUE#37) Pages: 175 - 177</b>		
FOR	335	76.31%
AGAINST	104	23.69%
<b>OBETZ PROP CHARTER ADOPTION (ISSUE#38) Pages: 178 - 181</b>		
YES	337	49.27%
NO	347	50.73%
<b>OBETZ PROP ORD BY INIT PET (ISSUE#39) Pages: 178 - 181</b>		

YES	203	29.34%
NO	489	70.66%
<b>BLEND TWP POL DIST TX LVY (REP)(ISS#41) Pages: 178 - 181</b>		
FOR	1,021	78.30%
AGAINST	283	21.70%
<b>MIFF TWP POL DIST TX LVY (REN)(ISS#42) Pages: 178 - 181</b>		
FOR	106	60.57%
AGAINST	69	39.43%
<b>PERRY TWP POL DIST TX LVY (ISSUE#43) Pages: 178 - 181</b>		
FOR	1,235	76.23%
AGAINST	385	23.77%
<b>CANAL WINCH LSD PROP TX LVY (ISSUE#45) Pages: 178 - 181</b>		
FOR	1,979	51.83%
AGAINST	1,839	48.17%
<b>PLAIN LSD PROP BOND ISSUE (ISSUE#46) Pages: 178 - 181</b>		
FOR	1,801	55.21%
AGAINST	1,461	44.79%
<b>UPPER ARL CSD PROP TX LVY (ISSUE#47) Pages: 178 - 181</b>		
FOR	6,713	59.52%
AGAINST	4,565	40.48%
<b>WESTERVILLE PUB LIB PROP TXLVY(ISS#48) Pages: 182 - 187</b>		
FOR	5,861	42.39%
AGAINST	7,967	57.61%
<b>WORTH CSD PROP DECR OF TX RATE (ISS#49) Pages: 182 - 187</b>		
YES	7,238	41.88%
NO	10,043	58.12%
<b>LOCAL OPTION COLUMBUS 09-A (ISSUE#4b) Pages: 182 - 187</b>		
YES	72	48.65%
NO	76	51.35%
<b>LOCAL OPTION COLUMBUS 13-B (ISSUE#5A) Pages: 182 - 187</b>		
YES	100	50.00%
NO	100	50.00%

OFFICIAL RESULTS \* GENERAL ELECTION \* NOVEMBER 6, 2001  
FRANKLIN COUNTY, OHIO

Public Count: 157032

<b>LOCAL OPTION COLUMBUS 13-C (ISSUE#6A)</b>			<b>Pages: 182 - 187</b>
YES	61	46.92%	
NO	69	53.08%	

<b>LOCAL OPTION COLUMBUS 44-H (ISSUE#7A)</b>			<b>Pages: 182 - 187</b>
YES	77	39.90%	
NO	116	60.10%	

<b>LOCAL OPTION COLUMBUS 44-H (ISSUE#7b)</b>			<b>Pages: 182 - 187</b>
YES	69	35.75%	
NO	124	64.25%	

<b>LOCAL OPTION COLUMBUS 44-H (ISSUE#8A)</b>			<b>Pages: 182 - 187</b>
YES	74	38.54%	
NO	118	61.46%	

<b>LOCAL OPTION COLUMBUS 44-H (ISSUE#8b)</b>			<b>Pages: 188 - 190</b>
YES	70	36.46%	
NO	122	63.54%	

<b>LOCAL OPTION COLUMBUS 62-B (ISSUE#9b)</b>			<b>Pages: 188 - 190</b>
YES	72	65.45%	
NO	38	34.55%	

<b>LOCAL OPTION COLUMBUS 62-B (ISSUE#10b)</b>			<b>Pages: 188 - 190</b>
YES	73	65.18%	
NO	39	34.82%	

<b>LOCAL OPTION COLUMBUS 74-F (ISSUE#11b)</b>			<b>Pages: 188 - 190</b>
YES	54	83.08%	
NO	11	16.92%	

<b>LOCAL OPTION PRAIRIE - H (ISSUE#44b)</b>			<b>Pages: 188 - 190</b>
YES	64	43.54%	
NO	83	56.46%	

<b>LICKING HEIGHTS LSD PROP TX LVY (REP)</b>			<b>Pages: 188 - 190</b>
FOR	174	58.00%	
AGAINST	126	42.00%	

\*\* TOTALS AVAIL. - MOST POP. COUNTY \*\*

<b>DELAWARE CO - COLS AUDITOR</b>			<b>Pages: 1 - 31</b>
HUGH J. DORRIAN	75	57.25%	
JEFF SNYDER	56	42.75%	

<b>DELAWARE CO - COLS CITY ATTY</b>			<b>Pages: 1 - 31</b>
KIM A. BROWNE	50	35.46%	
JANET E. JACKSON	91	64.54%	

<b>DELAWARE CO - COLS COUNCIL</b>			<b>Pages: 32 - 50</b>
KEVIN L. BOYCE	70	18.77%	
SALLIE GIBSON	37	9.92%	
STU HARRIS	60	16.09%	
CORNELL MCCLEARY	25	6.70%	
MARYELLEN O'SHAUGHNESSY	93	24.93%	
RICHARD W. SENSENBRENNER	88	23.59%	

<b>DELAWARE CO - DUB COUNCIL W-3</b>			<b>Pages: 51 - 53</b>
PAUL DUMOUCHELLE	297	39.76%	
JOHN G. REINER	450	60.24%	

<b>DELAWARE CO - WESTV COUNCIL</b>			<b>Pages: 59 - 62</b>
ANNE GONZALES	802	28.37%	
MICHAEL HEYECK	717	25.36%	
BILL HIGHFIELD	693	24.51%	
TERRY L. WINEBRENNER	615	21.75%	

<b>DELAWARE CO - WASH TWP TRUST</b>			<b>Pages: 82 - 87</b>
JAN ANTONOPLOS	460	56.37%	
MICHAEL H. KEENAN	356	43.63%	

<b>DELAWARE CO - DUBLIN SD BOE</b>			<b>Pages: 90 - 108</b>
JULIE BEST	357	13.84%	
PAT FRIEDRICH	132	5.42%	
TOM FRIES	493	19.11%	
MARGY GOOCH	582	22.56%	
DANIEL NOREEN	395	15.31%	
ERIC P. ROY	621	24.07%	

<b>DELAWARE CO - WESTV SD BOE</b>			<b>Pages: 125 - 129</b>
KATHLEEN J. COCUZZI	910	14.57%	
MICHAEL L. COLLINS	1,049	16.80%	
LYNNE DUNDON	771	12.35%	

**OFFICIAL RESULTS \* GENERAL ELECTION \* NOVEMBER 6, 2001  
FRANKLIN COUNTY, OHIO**

**Public Count: 157032**

ANGELA GILLET	567	9.08%
KEVIN HOFFMAN	1,114	17.84%
DAN HOLMES	549	8.79%
NANCY NESTOR-BAKER	1,285	20.58%

**DELAWARE CO - #48 WEST LIB TAX Pages: 182 - 187**

FOR	1,260	42.74%
AGAINST	1,688	57.26%

**DELAWARE CO - COLS COUNCIL Pages: 32 - 50**

Write-In	0	0.00%
----------	---	-------

**DELAWARE CO - WESTV SD BOE Pages: 125 - 129**

Write-In	0	0.00%
----------	---	-------

**FAIRFIELD CO - COLS AUDITOR Pages: 1 - 31**

HUGH J. DORRIAN	235	50.76%
JEFF SNYDER	228	49.24%

**FAIRFIELD CO - COLS CITY ATTY Pages: 1 - 31**

KIM A. BROWNE	198	39.29%
JANET E. JACKSON	306	60.71%

**FAIRFIELD CO - COLS COUNCIL Pages: 32 - 50**

KEVIN L. BOYCE	280	20.51%
SALLIE GIBSON	168	12.31%
STU HARRIS	207	15.16%
CORNELL MCCLEARY	139	10.18%
MARYELLEN O'SHAUGHNESSY	339	24.84%
RICHARD W. SENSENBRENNER	232	17.00%

**FAIRFIELD CO - REYNS AUDITOR Pages: 56 - 58**

HOWARD WHITNEY (REP)	22	100.00%
----------------------	----	---------

**FAIRFIELD CO - REYNS COUN-AT-LG Pages: 56 - 58**

LANE J. BEOUGHER (REP)	18	30.51%
JOHN DUGAN	7	11.86%
WILLIAM L. HILLS (REP)	14	23.73%
RON STAKE (REP)	11	18.64%
PRESTON STEARNS (DEM)	9	15.25%

**FAIRFIELD CO - CAN WIN COUNCIL Pages: 63 - 64**

JOHN E. BENDER	83	29.75%
----------------	----	--------

RICK DEEDS	76	27.24%
BOBBIE MERSHON	62	22.22%
FRANCES S. STEUBE	58	20.79%

**FAIRFIELD CO - FRANKLIN CO ESC Pages: 82 - 87**

JOYCE L. GALBRAITH	442	36.99%
ROBIN REID-PLEASNICK	340	28.45%
MARY E. WHITE	413	34.56%

**FAIRFIELD CO - CAN W SD BOE(FT) Pages: 88 - 89**

CHUCK MILLER	601	37.12%
STAN SMITH	511	31.56%
DEBRA JACKSON WAITES	507	31.32%

**FAIRFIELD CO - REYNS SD BOE Pages: 118 - 124**

CHERYL MAX	0	0.00%
ANDREW J. SWOPE	0	0.00%
HARRY W. ZEUNE	0	0.00%

**FAIRFIELD CO - #34 REY PROP ORD Pages: 175 - 177**

YES	12	48.00%
NO	13	52.00%

**FAIRFIELD CO - #35 REY PROP ORD Pages: 175 - 177**

YES	16	64.00%
NO	9	36.00%

**FAIRFIELD CO - #45 CAN W SD TAX Pages: 178 - 181**

FOR	554	45.82%
AGAINST	655	54.18%

**FAIRFIELD CO - CAN W SD BOE(UT) Pages: 88 - 89**

Write-In	157	100.00%
----------	-----	---------

**FAIRFIELD CO - COLS COUNCIL Pages: 32 - 50**

Write-In	6	100.00%
----------	---	---------

**FAIRFIELD CO - CAN W SD BOE(FT) Pages: 88 - 89**

Write-In	120	100.00%
----------	-----	---------

**LICKING CO - REYNS AUDITOR Pages: 56 - 58**

HOWARD WHITNEY (REP)	659	100.00%
----------------------	-----	---------

OFFICIAL RESULTS \* GENERAL ELECTION \* NOVEMBER 6, 2001  
FRANKLIN COUNTY, OHIO

Public Count: 157032

<b>LICKING CO - REYNS COUN-AT-LG</b>		
<b>Pages: 56 - 58</b>		
LANE J. BEOUGHER (REP)	427	19.95%
JOHN DUGAN	363	16.96%
WILLIAM L. HILLS (REP)	422	19.72%
RON STAKE (REP)	501	23.41%
PRESTON STEARNS.(DEM)	427	19.95%

<b>LICKING CO - FRANKLIN CO ESC</b>		
<b>Pages: 82 - 87</b>		
JOYCE L. GALBRAITH	1	33.33%
ROBIN REID-PLEASNICK	1	33.33%
MARY E. WHITE	1	33.33%

<b>LICKING CO - PLAIN SD BOE</b>		
<b>Pages: 113 - 117</b>		
ROBERT BALCHICK	0	0.00%
JULIE DIULLO	1	33.33%
DIANE GOEDEKING	0	0.00%
PETER Z. HORVATH	0	0.00%
JENNIFER LOPEZ	1	33.33%
ANNETTE LUSENHOP	1	33.33%

<b>LICKING CO - REYNS SD BOE</b>		
<b>Pages: 118 - 124</b>		
CHERYL MAX	606	34.97%
ANDREW J. SWOPE	603	34.80%
HARRY W. ZEUNE	524	30.24%

<b>LICKING CO - #34 REY PROP ORD</b>		
<b>Pages: 175 - 177</b>		
YES	582	66.14%
NO	298	33.86%

<b>LICKING CO - #35 REY PROP ORD</b>		
<b>Pages: 175 - 177</b>		
YES	573	65.41%
NO	303	34.59%

<b>LICKING CO - #46 PLAIN SD BND</b>		
<b>Pages: 178 - 181</b>		
FOR	0	0.00%
AGAINST	2	100.00%

<b>PICKAWAY CO - HARR'RG COUNCIL</b>		
<b>Pages: 65 - 66</b>		
DONALD A. GIBSON	1	50.00%
KENT L. WHEELER	1	50.00%

<b>PICKAWAY CO - SWEST SD BOE</b>		
<b>Pages: 118 - 124</b>		

BETH A. CONGROVE	10	22.73%
CATHY JOHNSON	14	31.82%
WILLIAM G. MCCARTY	10	22.73%
KRISTA STASTYSHYN	10	22.73%

<b>UNION CO - DUB COUNCIL W-4</b>		
<b>Pages: 51 - 53</b>		
BOB ADAMEK	6	37.50%
ELIZABETH E. GEHLE	0	0.00%
TIM LECKLIDER	10	62.50%

<b>UNION CO - WASH TWP TRUST</b>		
<b>Pages: 82 - 87</b>		
JAN ANTONOPLOS	0	0.00%
MICHAEL H. KEENAN	0	0.00%

<b>UNION CO - DUBLIN SD BOE</b>		
<b>Pages: 90 - 108</b>		
JULIE BEST	244	29.61%
PAT FRIEDRICH	57	6.92%
TOM FRIES	166	20.15%
MARGY GOOCH	113	13.71%
DANIEL NOREEN	110	13.35%
ERIC P. ROY	134	16.26%

<b>UNION CO - HILLIARD SD BOE</b>		
<b>Pages: 113 - 117</b>		
DENISE BOBBITT	0	0.00%
THOMAS F. CALHOON	0	0.00%
LIBBY V. GIERACH	0	0.00%
DOUG MAGGIED	0	0.00%
WILLIAM A. MERCIER	0	0.00%

\*\* WRITE-IN TOTALS \*\*

<b>VALLEYVIEW MEM OF COUNCIL</b>		
<b>Pages: 71 - 72</b>		
THOMAS WATKINS	68	100.00%

<b>COLUMBUS MEM OF COUNCIL</b>		
<b>Pages: 32 - 50</b>		
JAMES MOSS	1,074	100.00%

<b>GAHANNA MEM OF COUNCIL WARD 3</b>		
<b>Pages: 51 - 53</b>		
DAVID B. THOM	77	100.00%

<b>URBANCREST MEM OF COUNCIL</b>		
<b>Pages: 69 - 70</b>		
CAROLYN WILLIS	24	100.00%

OFFICIAL RESULTS \* GENERAL ELECTION \* NOVEMBER 6, 2001  
FRANKLIN COUNTY, OHIO

Public Count: 157032

<b>BLENDON TOWNSHIP TRUSTEE</b>	<b>Pages: 73 - 74</b>
JOAN KELLY	28 100.00%

<b>FRANKLIN TOWNSHIP TRUSTEE</b>	<b>Pages: 73 - 74</b>
DEBRA CRAFT	65 100.00%

<b>PLEASANT TOWNSHIP TRUSTEE</b>	<b>Pages: 79 - 81</b>
CAROL A. WALLAR	54 100.00%

<b>CANAL WINCH LSD MEM OF BD OF ED (UT)</b>	<b>Pages: 88 - 89</b>
JOHN KANTNER	262 100.00%

<b>HAMILTON LSD MEM OF BD OF ED</b>	<b>Pages: 113 - 117</b>
CATHERINE K. JORDAN	34 100.00%

<b>PICKERINGTON MEM OF COUNCIL</b>	<b>Pages: 133 - 134</b>
TED HACKWORTH	4 100.00%

<b>GRANDVIEW HEIGHTS MEM OF COUNCIL</b>	<b>Pages: 54 - 55</b>
ANTHONY PANZERA	752 100.00%

<b>CANAL WINCH LSD MEM OF BD OF ED (FT)</b>	<b>Pages: 88 - 89</b>
PAUL H. OWENS	89 50.86%
BECKY WILKINS	86 49.14%

**\*\* NO CANDIDATES FILED FOR THESE OFFICES \*\***

<b>MAD-CH CO MEM GV BOE SRV CTR (2YR)</b>	<b>Pages: 0 - 0</b>
NO CANDIDATE	0 0.00%

<b>NEW ROME MEM OF COUNCIL</b>	<b>Pages: 0 - 0</b>
NO CANDIDATE	0 0.00%

<b>URBANCREST MEM OF BD OF PUB AFFAIRS</b>	<b>Pages: 0 - 0</b>
NO CANDIDATE	0 0.00%